



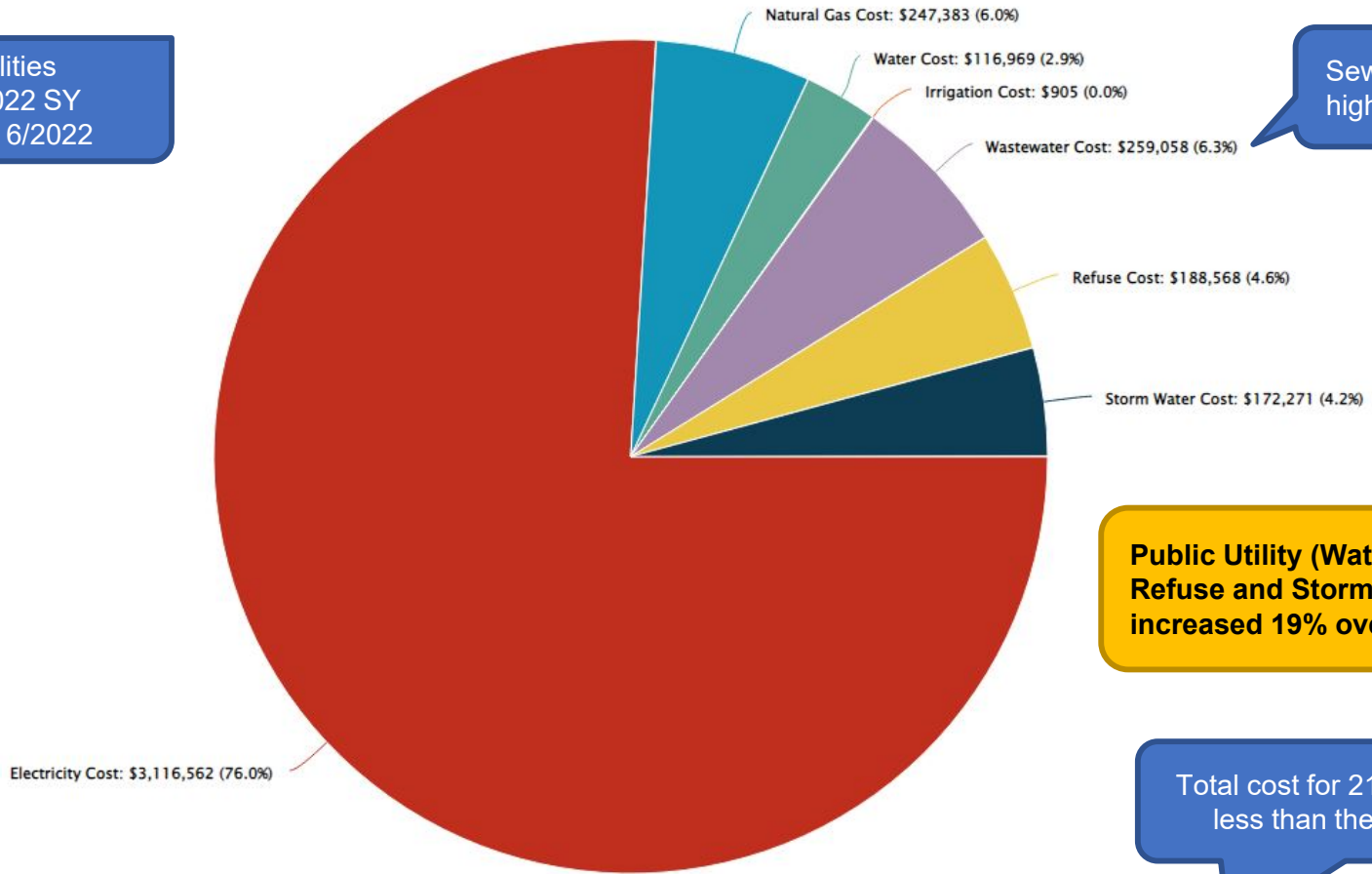
SY 2021-2022, Full Year Energy Report

July 2021 – June 2022

By Kim Melander, Energy Manager

9/28/2022

All Utilities
2021-2022 SY
7/2021 – 6/2022



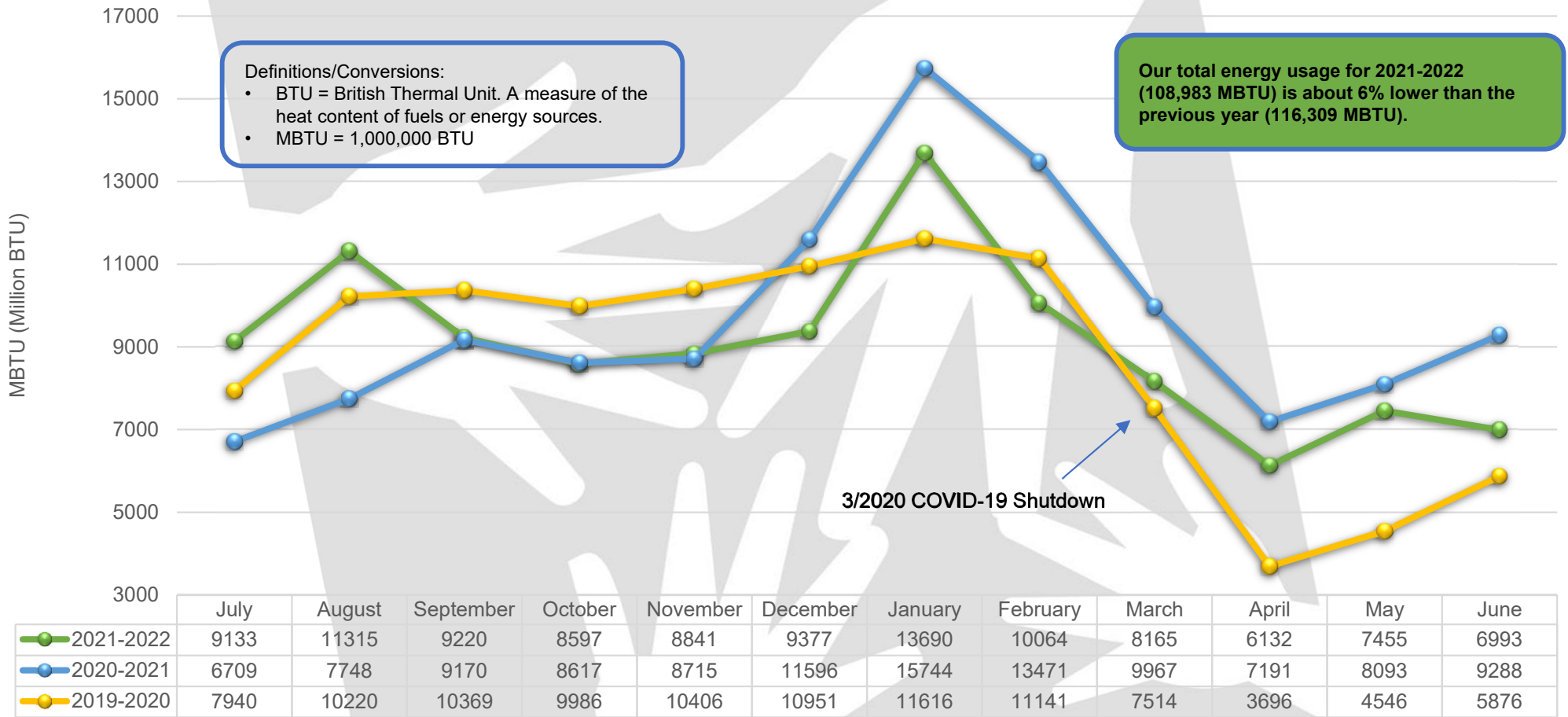
Sewer costs rank 2nd highest of all utilities.

Public Utility (Water, Wastewater, Refuse and Stormwater) costs have increased 19% over the last 2 years.

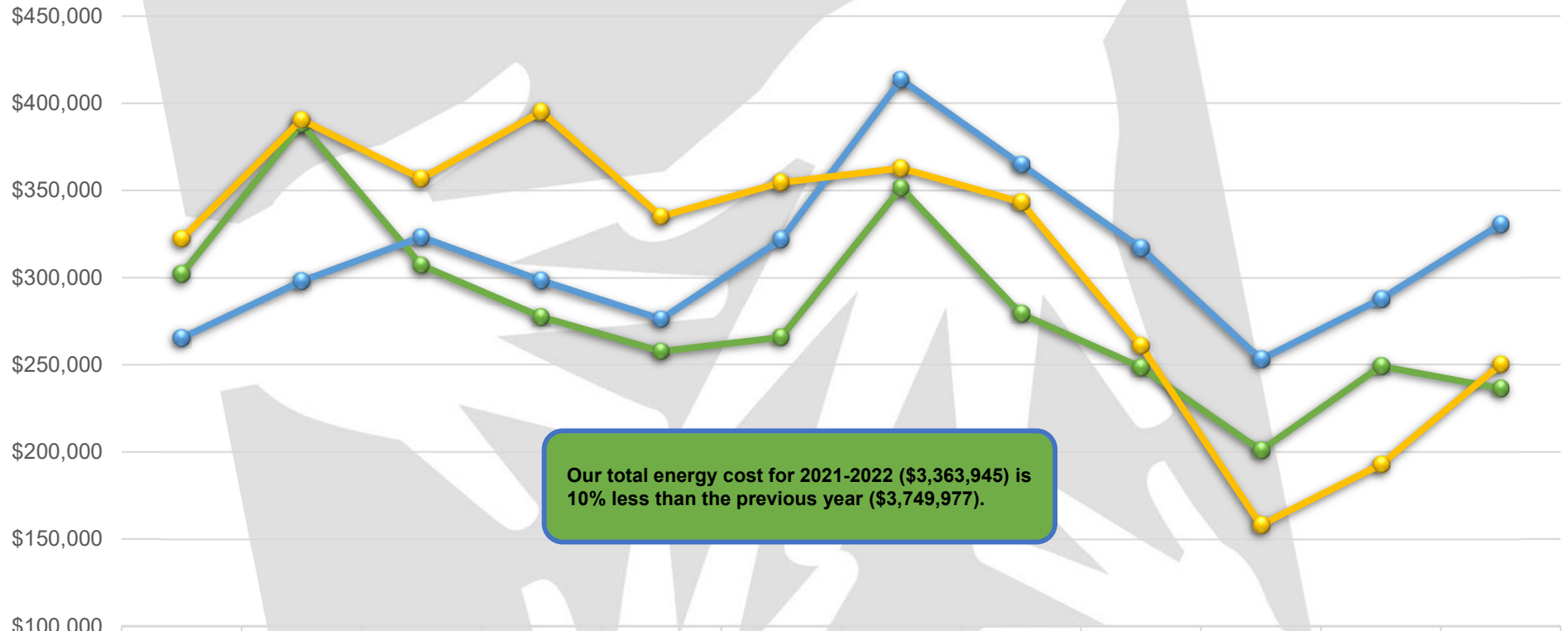
Total cost for 21-22 SY was 8.5% less than the previous year.

Year	Electricity Cost	Natural Gas Cost	Water Cost	Irrigation Cost	Wastewater Cost	Refuse Cost	Storm Water Cost	Total Cost
2021-2022	\$3,116,562	\$247,383	\$116,969	\$905	\$259,058	\$188,568	\$172,271	\$4,101,717
2020-2021	\$3,458,525	\$291,452	\$111,887	\$2,038	\$249,912	\$186,712	\$180,507	\$4,481,034
2019-2020	\$3,497,621	\$225,096	\$105,319	\$934	\$228,867	\$113,525	\$172,829	\$4,344,191

Total Energy Usage (Electricity and Natural Gas Combined)



Total Energy Cost (Electricity and Natural Gas Combined)

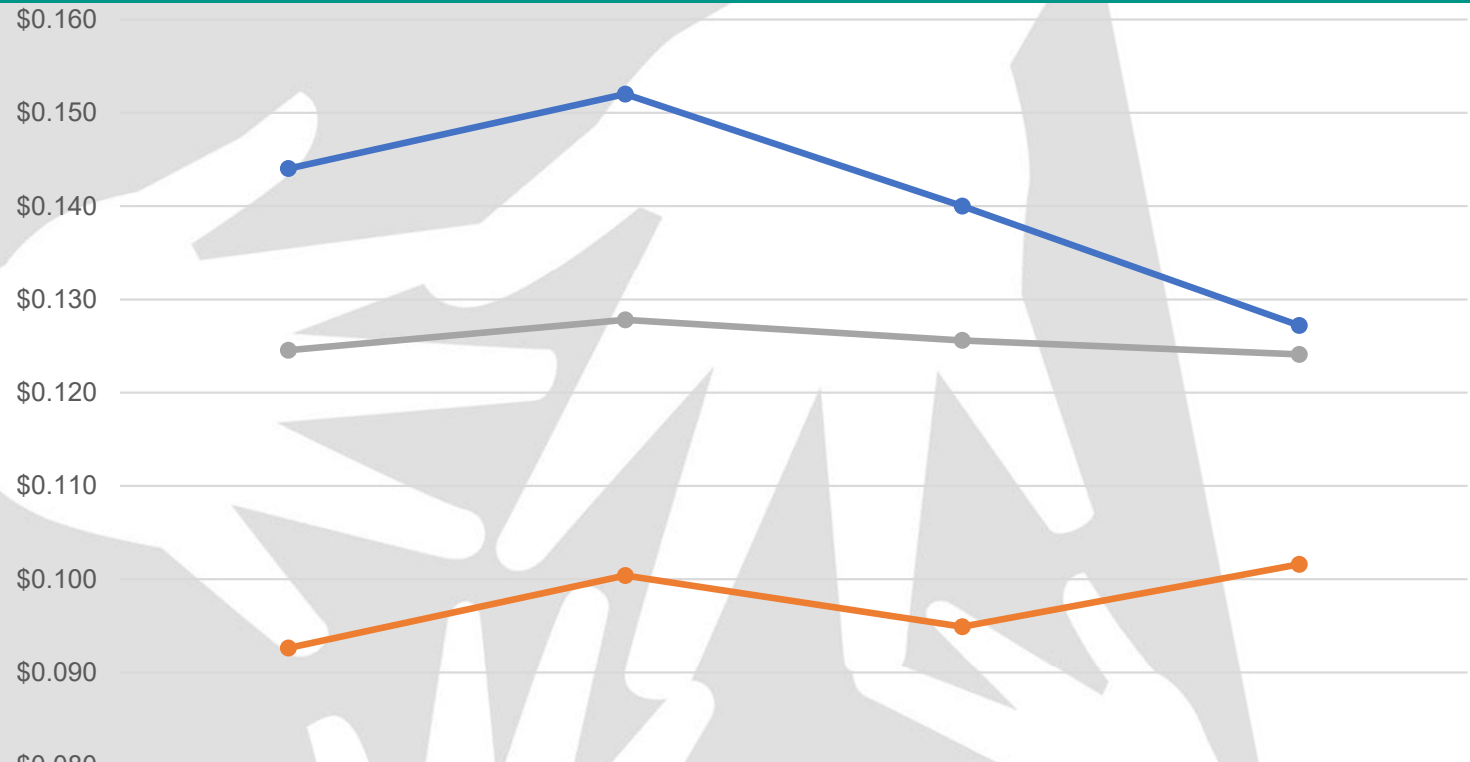


Our total energy cost for 2021-2022 (\$3,363,945) is 10% less than the previous year (\$3,749,977).

	July	August	September	October	November	December	January	February	March	April	May	June
2021-2022	\$301,945	\$388,152	\$307,078	\$277,489	\$257,730	\$265,790	\$351,503	\$279,226	\$248,562	\$200,863	\$249,204	\$236,402
2020-2021	\$265,333	\$298,002	\$323,291	\$298,337	\$276,256	\$321,786	\$413,628	\$364,879	\$317,063	\$253,058	\$287,769	\$330,575
2019-2020	\$322,361	\$390,530	\$356,780	\$395,261	\$335,125	\$354,479	\$362,784	\$343,337	\$260,906	\$158,090	\$192,733	\$250,332

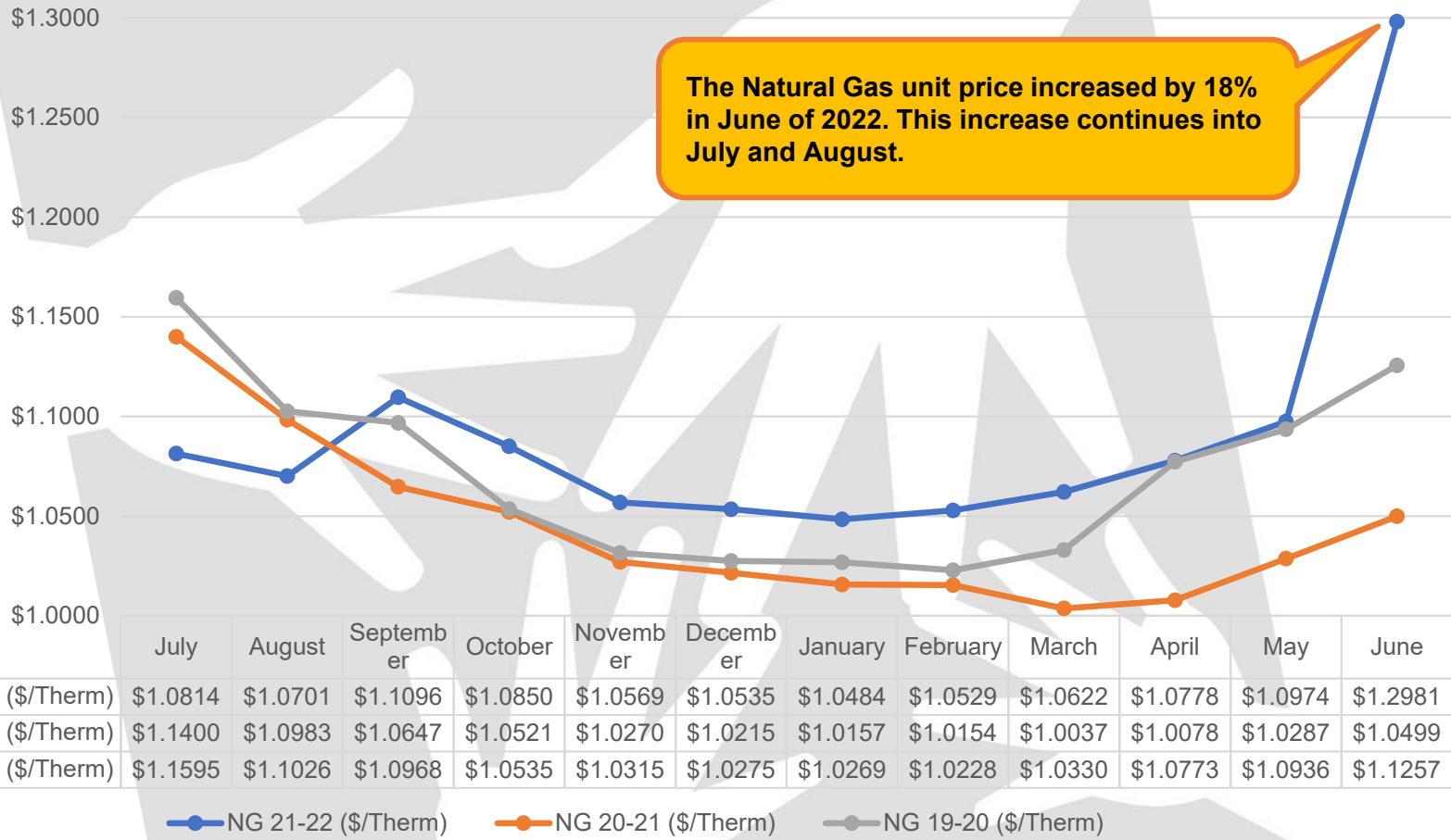
Average Cost/KWH by Provider (data through 6/2022)

- The average cost of electricity from Duke Energy increased by about 7% for 2021-2022.
- The average cost of electricity from The City of Rock Hill decreased by about 9% for 2021-2022.
- The average cost of electricity from The City of Rock Hill was about 25% higher than Duke Energy for 2021-2022



	2018-2019	2019-2020	2020-2021	2021-2022
● Average of CORH Cost/kWh	\$0.144	\$0.152	\$0.140	\$0.127
● Average of Duke Cost/kWh	\$0.093	\$0.100	\$0.095	\$0.102
● Average of YEC Cost/kWh	\$0.125	\$0.128	\$0.126	\$0.124

Average Cost of Natural Gas (\$/Therm)



The Natural Gas unit price increased by 18% in June of 2022. This increase continues into July and August.

- Therm = measure of Natural Gas consumption. 1 Therm = 100,000 BTU of energy.





ROCK HILL
Schools