




Directions: Students may select two activities to complete each day.

First Grade Math Choice Board: May 4th-8th


Place Value	Algebraic Thinking & Operations	Counting/Number Words	Money
In the number 47 , what is the value of the 7? How do you know? Draw to show your answer.	$65+10=$ $\underline{\quad} = 10+41$ $10+\underline{\quad}=82$	Count by ones starting at 99 to 120.	¢ - This is the symbol for cent. It is a "c" with a line through it. Practice writing cent symbols below. _____, _____, _____, _____
<h1>32</h1> <p>Draw all of the different ways you can show the number 32 (use tallies, base ten blocks, pictures, equations, etc)</p>	$13+51=$ Show your work.	Write the number for each number word: Fifty-five: _____ Twelve: _____ Ninety-one: _____	A quarter = _____¢ A penny = _____¢ A nickel = _____¢ A dime = _____¢
$52= 50 + \underline{\quad}$ How many tens? How many ones?	$28+22=$ Show your work.	Count by 10s starting at 43 to 83. 43, _____, _____, _____, 83	Legend has ten pennies. He gives three pennies to his brother. How many pennies does he have now? _____ What is the value? _____¢



First Grade Math Choice Board: May 11th-15th

Place Value	Algebraic Thinking & Operations	Counting/Number Words	Money
<p>In the number 21, what is the value of the 2? How do you know? Draw to show your answer.</p>	$16+10=$ $__ = 10+45$ $85-10=$	<p>Count by 5s starting at 15 to 45.</p> <p>15, <u> </u>, <u> </u>, <u> </u>, <u> </u>, <u> </u>, 45</p>	 <p>Aubrey reaches into her pocket and finds four pennies. Four pennies = <u> </u> ¢</p>
<h1 style="text-align: center;">72</h1> <p>Draw all of the different ways you can show the number 72 (use tallies, base ten blocks, pictures, equations, etc)</p>	$9-__ = 7$ <p>Show your work.</p>	<p>Write the number word for the following numbers:</p> <p>5 <u> </u></p> <p>10 <u> </u></p> <p>20 <u> </u></p>	 <p>Jaidan wants to buy a 50¢ ice cream. He has 4 dimes in his bookbag. 4 dimes = <u> </u> ¢. Does he have enough money?</p>
$26 = 20 + ____$ <p>How many tens?</p> <p>How many ones?</p>	$__ + 7 = 10$ <p>Show your work.</p>	<p>Write the number for the following number words:</p> <p>Sixty <u> </u></p> <p>Eighteen <u> </u></p>	<p>Ellis has three nickels in his piggy bank. A nickel is worth 5¢. How much money does he have in his piggy bank?</p>

First Grade Math Choice Board: May 18th-22nd

Place Value	Algebraic Thinking & Operations	Counting/Number Words	Money
<p>In the number 15, what is the value of the 1? Draw to show your answer.</p>	<p>$33+10=$</p> <p>$\underline{\quad} = 10+19$</p> <p>$10+\underline{\quad}=81$</p>	<p>Four school buses are in the bus loop. Each bus has 10 students.</p> <p>How many students in all?</p> <p>What is the easiest way to count? By 1s, 5s, or 10s.</p>	<div style="text-align: center;">  </div> <p>Two quarters equal 50¢. What is the value of three quarters?</p> <p>_____</p>
<h1 style="font-size: 2em;">12</h1> <p>Draw all of the different ways you can show the number 12 (use tallies, base ten blocks, pictures, equations, etc)</p>	<p>$75+ 6=$</p> <p>Show your work.</p>	<p>Finley is counting nickels in her piggy bank. She has 5 nickels. Skip count by 5s to find the answer.</p> <p>5, _____, _____, _____, _____</p> <p>_____¢</p>	<p>A dime equals 10¢. Maleah has 3 dimes. Her mom gives her 4 more. How much money does she have now?</p> <p>_____ dimes = _____¢</p>
<p>$17= \underline{\quad} + 7$</p> <p>How many tens?</p> <p>How many ones?</p>	<p>$66-10=$</p> <p>Show your work.</p>	<p>Count backwards from 120 by 1s to 96.</p>	<p>A nickel and three pennies equals what value? Start at 5 and count up by ones.</p> <p>_____¢</p>

1st Grade Word Problems (Extra Practice)-Not Mandatory

Use objects or drawings to model the problem and find the solution.

<p>Tom has 16 toy cars. He gave his brother 6 of them. How many toy cars does Tom have now?</p>	<p>I blew up 7 blue balloons, 7 red balloons, and 3 green balloons for my birthday party. How many balloons did I blow up in all?</p>	<p>12 birds sat on a fence. 10 more birds landed on the fence. How many birds were on the fence?</p>	<p>My sister gave me 2 pencils. My brother gave me some more pencils and then I had 10 pencils. How many pencils did my brother give me?</p>
<p>10 eagles sat on a cliff. Some eagles flew away. Then there were 5 eagles on the cliff. How many eagles flew away?</p>	<p>Some frogs sat on a log. 8 frogs jumped into the water. 10 frogs were still on the log. How many frogs were on the log to begin with?</p>	<p>In a fish tank, there were 12 small fish and 9 large fish. How many fish are in the tank?</p>	<p>At the zoo I saw 13 penguins swimming and 8 penguins standing on the rocks. How many penguins did I see in all?</p>
<p>20 mice were eating cheese. 8 mice were eating seeds. How many more mice were eating cheese than seeds?</p>	<p>30 children were on the school bus. 10 children got off at the first stop. How many children were still on the bus?</p>	<p>15 cookies were on a plate. 9 cookies were eaten. How many cookies were left on the plate?</p>	<p>Sam made 4 sandwiches on white bread and 10 sandwiches on brown bread. How many fewer sandwiches did Sam make on white bread?</p>
<p>There were 12 cows and 6 sheep on a farm. How many animals are on the farm?</p>	<p>A farmer has 10 goats. 6 goats have horns. How many goats do not have horns?</p>	<p>A pet shop has 12 kittens for sale. 5 are black and the rest are white. How many kittens are white?</p>	<p>There are 14 girls and 14 boys at the playground. How many children are at the playground?</p>

Northside Elementary First Grade Home Learning ELA Menu Week of: May 4th - 8th

Directions: Please do 1 activity from each column each day and color it in when you are finished.

Writing	Reading - 20 minutes	Reading Comprehension	Word Study	Life Skills
<p><u>The Sentence Song</u> https://www.youtube.com/watch?v=0Wrv_ZviMEc</p>	<p><u>100 Words</u> https://www.youtube.com/watch?v=pTo1xaA4Sck</p>	<p><u>The Five Ws Song</u> https://www.youtube.com/watch?v=vXWK1-L41f0</p>	<p><u>Bossy R</u> https://www.youtube.com/watch?v=Q1bpT3YNN50&list=RDQ1bpT3YNN50&start_radio=1</p>	<p><u>Sportsmanship</u> https://youtu.be/hSMSqIK08es</p>
Write three sentences that make a statement. These end with a period.	Read books for 15 minutes and read Sight Words for 5 minutes.	<p><u>Characters</u> Tell someone about who was in a book you read.</p>	Write 5 words with "ar". (ex: car, smart)	Tell someone what it means to be part of a team.
Write three sentences that ask a question. These end with a question mark.	Read books for 15 minutes and read Sight Words for 5 minutes.	<p><u>Situation/Problems</u> Tell someone what happened in a book you read.</p>	Write 5 words with "er". (ex: her, under)	How do you feel when you win?
Write three sentences that show excitement. These end with an exclamation mark.	Read books for 15 minutes and read Sight Words for 5 minutes.	<p><u>Time of Day</u> Does your book provide clues of when it takes place?</p>	Write 5 words with "ir". (ex: third, stir)	What is something you are really good at?
Write three sentences. You choose the punctuation to use at the end!	Read books for 15 minutes and read Sight Words for 5 minutes.	<p><u>Setting</u> Where does your book take place? (ex: home, school, the moon)</p>	Write 5 words with "or". (ex: sport, corn)	What's something you would like to be better at?
Write 5 CVC words (Consonant, Vowel, Consonant). ex: dog, sat, big	Read books for 15 minutes and read Sight Words for 5 minutes.	<p><u>Cause</u> Why did something happen in your story?</p>	Write 5 words with "ur". (ex: fur, slurp)	How would you treat a friend who won a game?
Write the date using the month. Ex: May 4, 2020	Read books for 15 minutes and read Sight Words for 5 minutes.	Tell someone your opinion about this book.	Write 5 words with one each: ar, er, ir, or, & ur	What does it mean to be proud of yourself?

Student Name: _____ Parent Name: _____

Northside Elementary First Grade Home Learning ELA Menu Week of: May 11th - 15th

Directions: Please do 1 activity from each column each day and color it in when you are finished.

Writing	Reading - 20 minutes	Reading Comprehension	Word Study	Life Skills
<p align="center">Four Types of Sentences</p> <p align="center">https://www.youtube.com/watch?v=0t-OBDZxWNQ</p>	<p align="center">The Sight Words Song</p> <p align="center">https://www.youtube.com/watch?v=idexNuOSZpU</p>	<p align="center">Making Predictions</p> <p align="center">https://www.youtube.com/watch?v=aCTywz-Bv-A</p>	<p align="center">ai and ay</p> <p align="center">https://www.youtube.com/watch?v=V5rSw9mATGo</p>	<p align="center">Being Thankful</p> <p align="center">https://www.youtube.com/watch?v=yA5Qpt1JRE4</p>
Write about your favorite toy. Why is it your favorite?	Read books for 15 minutes and read Sight Words for 5 minutes.	Look at the cover of a book you have not read. Can you predict what the story will be about?	<p align="center">ai or ay?</p> <p align="center">pl___ w___t</p> <p align="center">r___n tod___</p>	Tell someone 5 things you are thankful for.
Write steps for something you know how to do.	Read books for 15 minutes and read Sight Words for 5 minutes.	Retell a book you have read to someone.	Write 3 words with "ay."	Ask someone what they are thankful for.
Draw a picture. Write 3 sentences to describe your picture.	Read books for 15 minutes and read Sight Words for 5 minutes.	Tell someone about the characters and setting in a book you've read.	Write 3 words with "ai."	Draw a picture of something you are thankful for.
Write about what you want to do this Summer.	Read books for 15 minutes and read Sight Words for 5 minutes.	In a book that takes place in the morning, what are some things that could happen?	Write a sentence for each word: say brain	Write a note to someone you are thankful for.
Write a math story problem.	Read books for 15 minutes and read Sight Words for 5 minutes.	Tell someone about 3 verbs you found in a book.	<p align="center">Fill in the blank with an "ay" word:</p> <p align="center">What did you ___?</p> <p align="center">Please stack your lunch _____.</p>	Draw a picture of 3 foods you are thankful for.
Write about what kind of friend you like.	Read books for 15 minutes and read Sight Words for 5 minutes.	Use 3 adjectives to describe the main character.	<p align="center">Fill in the blank with an "ai" word:</p> <p align="center">The dog wags his _____.</p> <p align="center">In art class, I like to _____.</p>	How can you show you are thankful?

Student Name: _____ Parent Name: _____

Northside Elementary First Grade Home Learning ELA Menu Week of: May 18th - 22nd

Directions: Please do 1 activity from each column each day and color it in when you are finished.

Writing	Reading - 20 minutes	Practice with Commas	Word Study	Life Skills
<p align="center">Question Words</p> <p>https://www.youtube.com/watch?v=tCj6K96WqtA</p>	<p align="center">Phonics (Rhyming Words)</p> <p>https://www.youtube.com/watch?v=ggcr7hMInVE</p>	<p align="center">Using Commas</p> <p>https://www.youtube.com/watch?v=cQOX3UdeA</p> <p align="center"><u>ZI</u></p>	<p align="center">oi and oy</p> <p>https://www.youtube.com/watch?v=fFZw9dwASI4</p>	<p align="center">Perseverance</p> <p>https://www.youtube.com/watch?v=IOaFwwLyTRo&t=5s</p>
<p>Write a question using "who." ex: Who wants pizza?</p>	<p>Read books for 15 minutes and read Sight Words for 5 minutes.</p>	<p>Put a comma after the number 18 in this date: May 18 2020</p>	<p align="center">oi or oy?</p> <p>t_____ c_____n _____nk j_____</p>	<p>Tell someone about a time that you showed perseverance.</p>
<p>Write a question using "what." ex: What is your name?</p>	<p>Read books for 15 minutes and read Sight Words for 5 minutes.</p>	<p>Put a comma after red and white: The flag is red white and blue.</p>	<p>Write 3 words with "oy"</p>	<p>How can you help a friend who doesn't believe in themselves?</p>
<p>Write a question using "when." ex: When are we going?</p>	<p>Read books for 15 minutes and read Sight Words for 5 minutes.</p>	<p>Put a comma after apples and bananas: I eat apples bananas and oranges.</p>	<p>Write 3 words with "oi"</p>	<p>What should you do if something is hard for you?</p>
<p>Write a question using "where." ex: Where is my pencil?</p>	<p>Read books for 15 minutes and read Sight Words for 5 minutes.</p>	<p>Fill in the blanks: I like _____, _____, and _____.</p>	<p>Write a sentence for each word: soil enjoy</p>	<p>What is something you do really well?</p>
<p>Write a question using "why." ex: Why are you sad?</p>	<p>Read books for 15 minutes and read Sight Words for 5 minutes.</p>	<p>Fill in the blanks: My favorite colors are _____, _____, and _____.</p>	<p>Fill in the blank with an "oi" word: A dime is a _____. Sing with a loud _____.</p>	<p>What is something you wish you did really well?</p>
<p>Write a question using "how." ex: How are you feeling?</p>	<p>Read books for 15 minutes and read Sight Words for 5 minutes.</p>	<p>Write a sentence using commas. ex: I like red, blue, and green.</p>	<p>Fill in the blank with an "oy" word: He is a nice _____ Legos are my favorite _____.</p>	<p>Ask someone in your family to tell you about a time they showed perseverance.</p>

Student Name: _____ Parent Name: _____

Northside Elementary First Grade Home Learning ELA Menu Week of: May 26th - 29th

(**Monday, May 25th, is Memorial Day Holiday! No School!)

Directions: Please do 1 activity from each column each day and color it in when you are finished.

Writing	Reading - 20 minutes	High Frequency Words	Word Study	Feel Good
<p><u>Small Moment Writing</u> https://www.youtube.com/watch?v=-WBHI_eJLDg</p> <p>Write a small moment story about something you have done.</p>	<p><u>Read with Expression</u> https://www.youtube.com/watch?v=xjtPMiumixA&t=1s</p> <p>Read books for 15 minutes and read Sight Words for 5 minutes.</p>	<p><u>Practice Sight Words</u> https://www.youtube.com/watch?v=R-f1zT3ZYd0&t=13s</p> <p>Choose 5 sight words and write them each 2 times.</p>	<p><u>Short Vowels</u> https://www.youtube.com/watch?v=4TjcT7Gto3U</p> <p>Write 5 words with short a</p> <p>ex: cat, pan</p>	<p><u>Can't Stop The Feeling</u> https://www.youtube.com/watch?v=KhfkYzUwYFk</p> <p>Tell someone how you feel about our school year ending!</p>
<p><u>Review Writing</u> Think about your favorite toy. Write about why it is your favorite. Be sure to include an illustration.</p>	<p>Read books for 15 minutes and read Sight Words for 5 minutes.</p>	<p>Choose 3 sight words and write a sentence for each.</p>	<p>Write 5 words with short e</p> <p>ex: egg, pet</p>	<p>Tell someone how you feel about Summer!</p>
<p><u>Teaching Writing</u> Choose something you know a lot about. Write about it to teach me what you know.</p>	<p>Read books for 15 minutes and read Sight Words for 5 minutes.</p>	<p>Choose 10 sight words and write them 1 time each.</p>	<p>Write 5 words with short i</p> <p>ex: pig, itch</p>	<p>Tell someone what you want to do this Summer!</p>
<p><u>How To Writing</u> Write directions for how to do something. (Ex: brush your teeth, wash your hands)</p>	<p>Read books for 15 minutes and read Sight Words for 5 minutes.</p>	<p>Choose 3 sight words and write a sentence for each.</p>	<p>Write 5 words with short o</p> <p>ex: otter, pop</p>	<p>Tell someone one thing you want to get better at over the Summer!</p>
<p><u>Letter Writing</u> Write a letter to someone.</p>	<p>Read books for 15 minutes and read Sight Words for 5 minutes.</p>	<p>Choose 5 sight words and write them 2 times each.</p>	<p>Write 5 words with short u</p> <p>ex: umbrella, cup</p>	<p>Tell someone how you feel about going to 2nd grade!</p>

Student Name: _____ Parent Name: _____



Primer Dolch Sight Words

all

am

are

at

ate

be

black

brown

but

came

did

do

eat

four

get

good

have

he

into

like

must

new

no

now

on

our

out

please

pretty

ran

ride

saw

say

she

so

soon

that

there

they

this

too

under

want

was

well

went

what

white

who

will

with

yes



1st Grade Dolch Sight Words

after

again

an

any

ask

as

by

could

every

fly

from

give

going

had

has

her

him

his

how

just

know

let

live

may

of

old

once

open

over

put

round

some

stop

take

thank

them

then

think

walk

were

when



2nd Grade Dolch Sight Words


always
around
because
been
before
best
both
buy
call
cold
does
don't
fast
first
five

gave
goes
green
its
made
many
off
or
pull
read
right
sing
sit
sleep
tell

these
those
upon
us
use
very
wash
which
why
wish
work
would
write
your

Science for May 4- May 29

Complete one science task each day, and color it when you finish!

<p>Which part of a plant soaks up water and nutrients from the ground? It also anchors the plant to the ground.</p>	<p>Draw your favorite flower. Label each part.</p>	<p>Draw a picture that shows the stages of a plant's life cycle, starting with a seed.</p>	<p>Why do leaves change color?</p>	<p>Write three sources of light.</p>
<p>Write the part of the plant that makes food for the plant.</p>	<p>What are some plant parts that you can eat?</p> <p>Ex: Stem - Celery</p>	<p>If someone pulls the leaves off a plant, what may happen and why?</p>	<p>Why do you think some plants have thorns?</p>	<p>Why are we able to see the moon?</p>
<p>What is the job of the stem?</p>	<p>Draw the part of a plant that attracts insects and makes seeds.</p>	<p>Why do plant's leaves turn towards the sun?</p>	<p>How can it be helpful that trees shed their leaves in time for winter?</p>	<p>What happens to your shadow when you move?</p>
<p>Mrs. Bolt wants to grow new flowers in her backyard. Make a list of everything she needs.</p>	<p>How do plants make new plants?</p>	<p>What helps plants survive in the forest?</p>	 <p>Why does this plant need a bee to visit its flower?</p>	<p>Which materials from Earth are best for planting a seed?</p> <p>Sand and rocks</p> <p>Clay and rocks</p> <p>Water and soil</p>

Social Studies for May 4- May 29

Complete one social studies task each day, and color it when you finish!

<p>Using a piece of paper, create a poster about your favorite historical figure that you've learned about this year. (Ex: Dorothea Dix, Benjamin Franklin, Mary McLeod Bethune)</p>	<p>Create your own business. Will your business provide goods or services? Is it a need or a want?</p>	<p>Make a "Guess Who" poster. Fold a piece of paper in half. On the front, write facts about a historical figure. On the inside write or draw who your figure is. See if your family can guess who!</p>	<p>Which of the following was a President of the United States?</p> <p>Thomas Jefferson</p> <p>Benjamin Franklin</p>	<p>Draw a picture of you and your family. Label everyone. Write about what makes your family special to you.</p>
<p>Write 3 sentences explaining what needs are, or give examples.</p>	<p>Create an advertisement for your business. Persuade, or try to convince everyone to buy your good or service.</p>	<p>Is a house a good or a service?</p>	<p>Sort the goods and services.</p> <p>Fixing a car A piece of gum Walking a dog A Car</p>	<p>Make a map of your living room and use a map legend (a list of shapes and symbols used on a map and an explanation for what it stands for.</p>
<p>Write 3 sentences explaining what needs are, or give examples.</p>	<p>Make a list of 5 services.</p>	<p>Is painting a house a good or a service?</p>	<p>Mrs. Burrell is reading her favorite book by Dr. Seuss. Is she the producer or the consumer?</p>	<p>Which of the following is a natural resource?</p> <p>Trees Basketballs Pants</p>
<p>Mrs. Chubb and her family are eating pizza from Papa John's. Are they the producers or the consumers of the pizza?</p>	<p>On Wednesdays, Mrs. Bolt pays for dance lessons. Is she paying for a good or a service?</p>	<p>Name a historical figure that you would like to learn more about. What questions do you have?</p>	<p>Make a list of 5 goods.</p>	<p>How do governments help keep people safe?</p>