

Kindergarten eLearning Packet

Math.....1. Complete 1 sheet, Mon., Wed., Fri.
2. Count to one hundred (start at numbers: 45, 64, 13, 26): Tues., Thurs

Reading.....1. Complete one reading selection with questions per week.
2. Complete the reading log. Read 1 book each day. (This can be a book from home, Epic, or any other reading app.)

Please let us know, if you have any questions! Stay safe everyone!

Office Hours: 10:00-12:00

Mrs. Brown

nbrown@rhmail.org

803-230-4136

Mrs. Simpson

tsimpson@rhmail.org










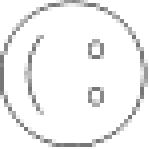
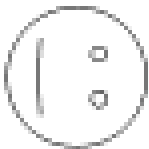







803-323-9926

Mrs. Walters










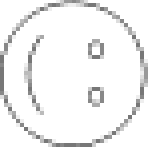
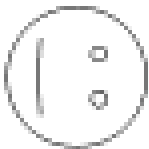







lwalters@rhmail.org

803-981-4914


's Reading Log

Day	Titles of Books	Rating <small>Circle one book each day or draw a face!</small>	Minutes Read	Parent Signature
Monday		  		
Tuesday		  		
Wednesday		  		
Thursday		  		
Friday		  		
Weekend		  		

's Reading Log

Day	Titles of Books	Rating <small>Circle one book each day or draw a face!</small>	Minutes Read	Parent Signature
Monday		  		
Tuesday		  		
Wednesday		  		
Thursday		  		
Friday		  		
Weekend		  		

Listen and Learn

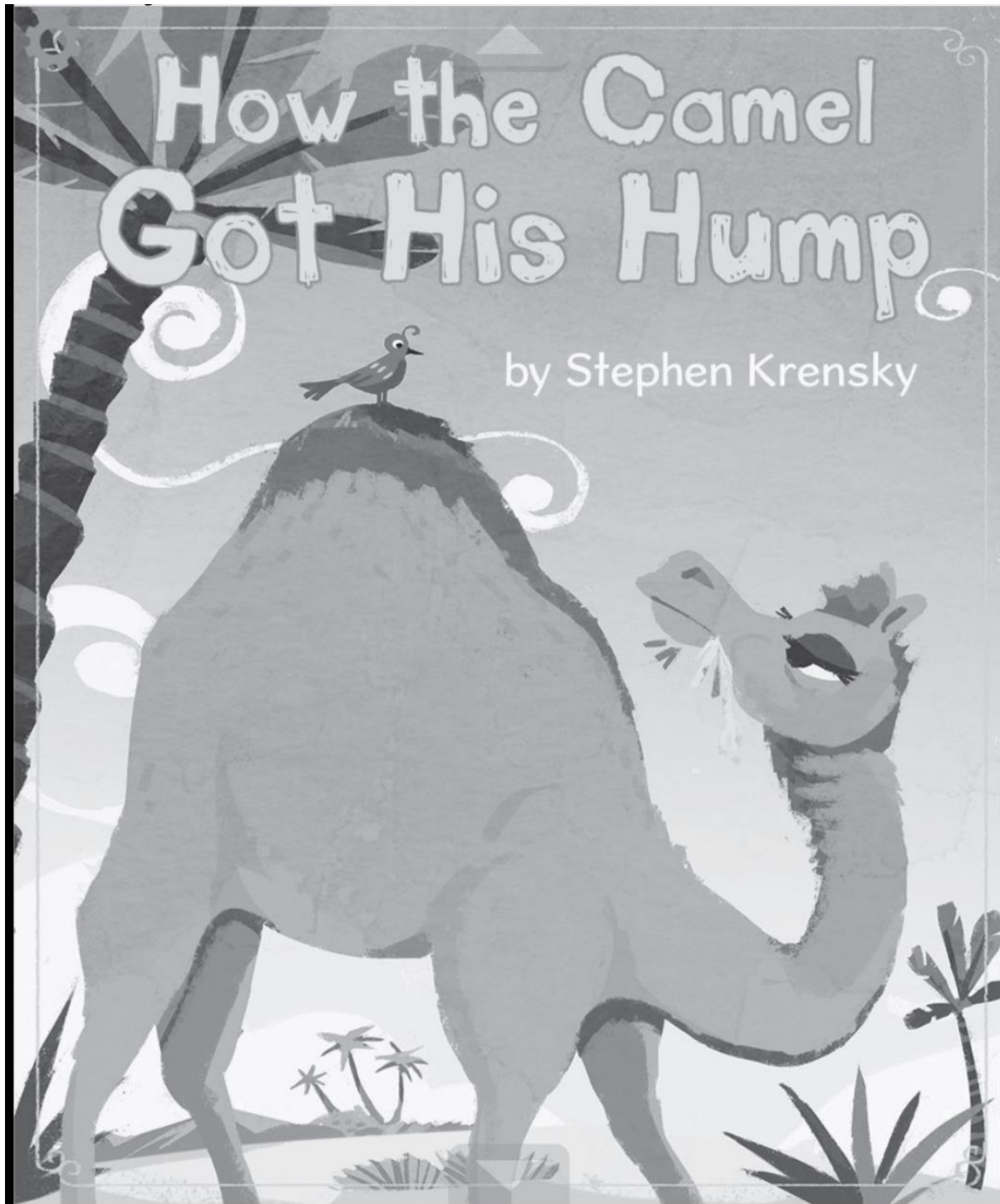


A **character** is a person or an animal in a story.

When you are reading or listening to a story, ask:

- What do the characters say?
- What do the characters do?
- How do the characters feel?


Asking questions about characters helps you understand the story.



There was once a lazy camel that lived near the desert. He did not live alone.

“Help us **gather** the hay,” said a horse. “If we wait too long, the wind will blow it away.”

“Humph!” said the camel. He did nothing.



“Help us **collect** sticks for the fire,” said a dog. “Cold nights are coming.”

“Humph!” the camel said again.

“Help us plow the field,” said an ox. “We need to grow food.”

“Humph!” said the camel. He did nothing.





The next day, a genie came. He said, “I feel something is wrong. What is it?”

“The camel doesn’t help,” said the horse.

“We do all the work,” said the dog.

The ox nodded. “He just stands around.”

The genie said, “Let’s see about that.”





Then the genie appeared next to the camel.

“You need to change your ways,” he said.

“Humph!” said the camel.





“Is ‘humph’ all you can say?” the genie asked.

“Humph! Humph! Humph!”

“Very well. I will give you a ‘humph’ that you will always remember!” the genie yelled.





The genie waved his arms. The camel's back began to puff up. Soon, a big "humph," or hump, stuck out.

"From now on, your hump will remind you of one thing," the genie said. "You care only for yourself."

And camels have had humps ever since.



After-Reading Questions

Question 1 (from p. 1 of passage)

Who gathers hay?

a.



b.



c.



Question 2 (from p. 2 of passage)

The character is the camel in the story? What does the camel do?

- a. The camel plows the field.
- b. The camel collects sticks.
- c. The camel does nothing.

Question 3 (from p. 3 of passage)

Question 3 (from p. 3 of passage)

What do the animals tell the genie about the camel?

- a. The camel does not help with the work.
- b. The camel will not stand near them.
- c. The camel is not feeling well.

Question 4 (from p. 4 of passage)

Read the underlined sentence. What does the genie want the camel to do?

Then the genie appeared next to the camel.

"You need to change your ways," he said.

"Humph!" said the camel.



- a. He wants the camel to appear near the animals.
- b. He wants the camel to get mad at the animals.
- c. He wants the camel to help the animals.




Question 5 (from p. 5 of passage)


How does the genie feel when the camel says 'humph'?

- a. The genie is afraid.
- b. The genie is mad.
- c. The genie is sad.

Question 6 (from p. 6 of passage)

Look at the chart. What happens at the end of the story? Choose the correct picture.







One day a baker made a plum cake. "I'm so happy!" he cried. "It's perfect!"

But just then, a rhinoceros came along. He was big and did whatever he wanted. So he gobbled up the cake and moved on.

Only a few crumbs were left.





“You destroyed my perfect cake!” the baker shouted after him. “You will pay!”





The next morning was hot, and the rhinoceros went down to the river. In those days, rhinos had **smooth** skin with buttons.

The rhino undid the buttons and took off his skin. Then he went swimming.





The baker saw the rhinoceros's skin lying on the ground.

"Hee, hee!" he laughed. He had an idea.

The baker gathered the cake crumbs from the perfect plum cake. He dropped them inside the rhino's smooth skin.





When the rhino came out of the river, he put his skin back on. His skin tickled. And it itched!

The rhinoceros rolled around. He rubbed against a tree. His skin got rumped and wrinkled.

But the itching did not stop.





Soon, his rubbing broke off the buttons.
The rhinoceros couldn't take off his skin
anymore.

From that day on, every rhinoceros has
had folds in its skin – and a bad temper, too.



After-Reading Questions

Question 1 (from p. 1 of passage)

What does the rhinoceros do?

- a. He steps on the cake.
- b. He bakes the cake.
- c. He eats the cake.

Question 2 (from p. 2 of passage)

How does the baker feel in this part of the story?

- a. The baker is surprised.
- b. The baker is mad.
- c. The baker is scared.

Question 3 (from p. 3 of passage)

What does the rhinoceros do at the river?

- a. He takes off his skin to swim.
- b. He washes his skin in the water.
- c. He pulls the buttons off his skin.

Question 4 (from p. 3 of passage)

What is the skin of the rhino like?

- a. His skin is dirty.
- b. His skin is small.
- c. His skin is smooth.

Question 5 (from p. 4 of passage)

What does the baker do in this part of the story?

- a. He gathers crumbs to make a cake.
- b. He puts crumbs inside the skin.
- c. He drops crumbs on the ground.




Question 6 (from p. 5 of passage)

How does the rhino feel after he puts on his skin?

- a. He feels hot.
- b. He feels itchy.
- c. He feels wet.




Question 7 (from p. 5 of passage)


What happens to the rhin~~o~~sskin? Choose the picture that shows what happens to the rhin~~o~~sskin.

- a. 
- b. 
- c. 


Question 8 (from p. 6 of passage)

Look at the chart. What happens at the end of the story? Choose the correct picture.

Beginning	Middle	End
		



Listen and Learn

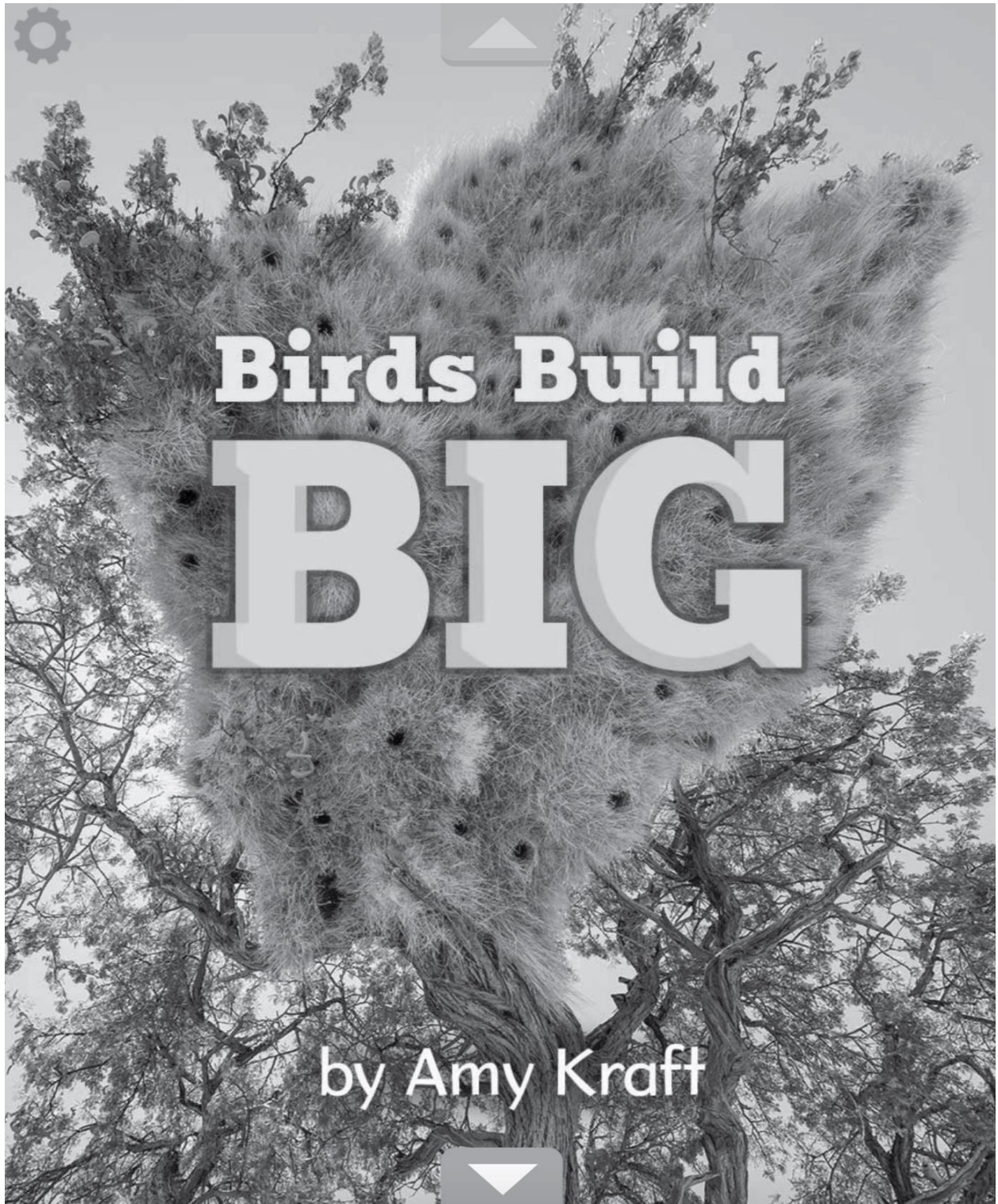


The **main topic** is what a book, or part of a book, is all about.

When you are reading or listening to an information book, ask:

- What is this book all about?
- What are the key details?

The main topic is what the key details are all about.





Have you ever
been in an
apartment building?
It is a big building
with many small
homes inside it.



apartment building

Some birds
make nests this
way, too. They are
called weaver birds.



weaver bird nest





Weaver birds live in the **desert** in Africa. These little birds build BIG nests. More than 400 birds might live in one nest!

Each bird family has its own room. The birds make tunnels to connect the rooms. The nest is like an apartment building.



This nest has many small rooms inside it.





Weaver birds work together. They use straw to make a nest. The birds stuff straw into the sides and bottom of the nest. This makes the nest bigger.

The birds work on a nest for years. One nest might be as big as your classroom!



Many weaver birds work together on a nest.





A big nest **protects** weaver birds and their eggs. Snakes and hawks want to eat the eggs. The sharp, spiky straw in the big nest keeps them away.



The spiky straw keeps the snake out.





The big nest makes shade that keeps the birds cool. Feathers and grass in each room keep the birds warm. Rain runs off the **slanted** roof. The birds stay dry.

Weaver birds know how to work and live together. They know how to build big.



A big nest protects weaver birds.



Question 1 (for p. 1 of passage)

What are inside both a weaver bird nest and an apartment building?

- a. many people
- b. weaver birds
- c. small homes

Question 2 (for p. 2 of passage)

How many birds live in a weaver bird nest?



Question 3 (for p. 3 of passage)

How do weaver birds build their nest?

- a. Weaver birds work alone.
- b. Weaver birds work together.
- c. Weaver birds work in classrooms.

Question 4 (for p. 4 of passage)

What makes the nest a safe place for weaver birds?

- a. The nest is made with sharp, spiky straw.
- b. The nest has many eggs inside it.
- c. The nest is home for hundreds of birds.

Question 5 (for p. 5 of passage)

How does the nest keep weaver birds dry?

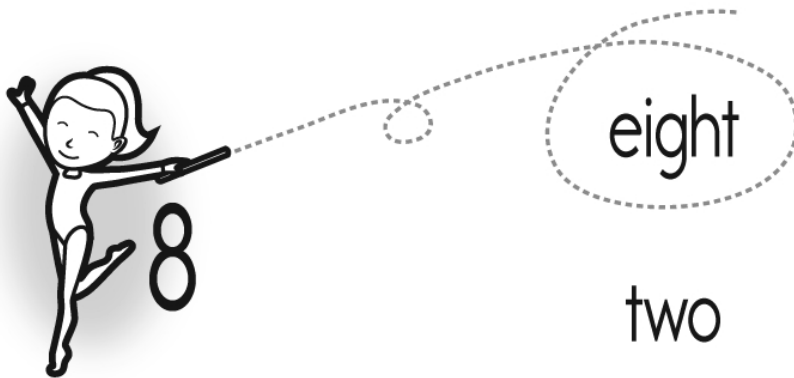




- a. The nest makes shade.
- b. The nest has feathers.
- c. The nest has a roof.

Question 6 (for p. 5 of passage)

What is the whole text mostly about?

- a. Weaver birds learn to live in the desert.
- b. Weaver birds like living in apartments.
- c. Weaver birds build and live in big nests.

Name: _____

**NUMBER
BONDS**
True or False?

eight

two



five

nine



Name: _____

example

How many little fish are left?

How many little fish are left?

How many are left?

How many little fish are left?

How many little fish are left?

Ants on a Log

draw 4 + draw 1 =

draw 7 + draw 1 =

draw 6 + draw 1 =



draw 2 + draw 1 =

Draw:
1 yellow spot
5 green spots

total spots

Draw:
2 yellow spots
1 green spot

total spots



Draw:
3 yellow spots
1 green spot


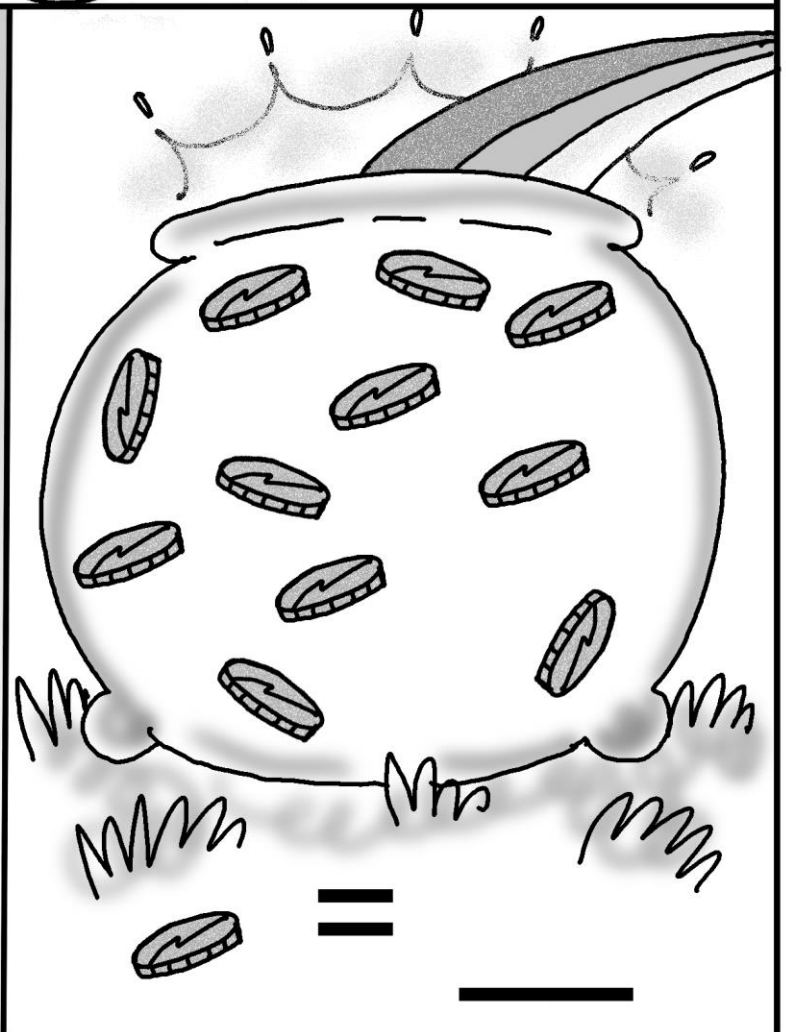

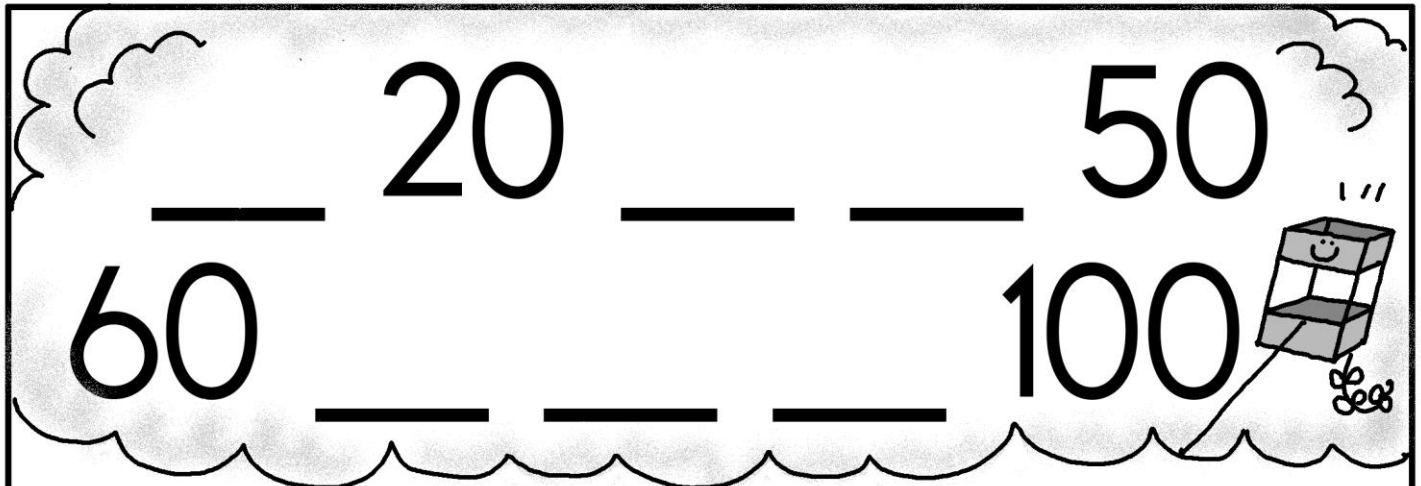
total spots



Draw:
1 yellow spot
4 green spots

total spots

Name: _____

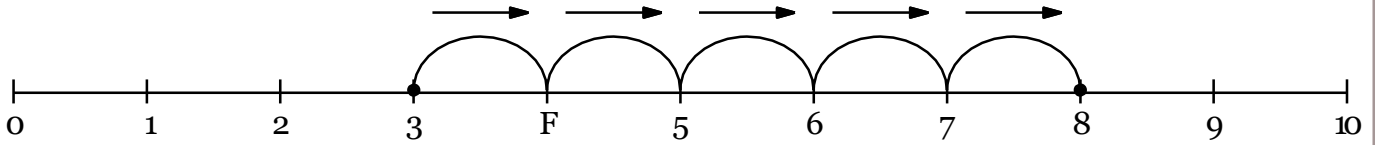


Name: _____

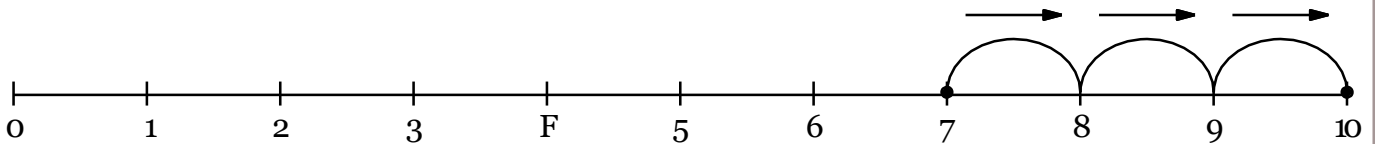
+3 +4 +5



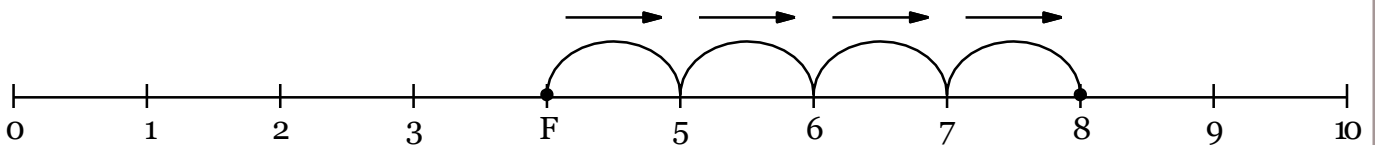
edHelper



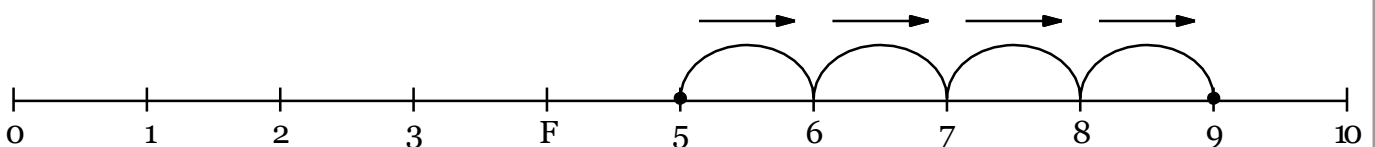
$$3 + 5 = \underline{\quad}$$



$$7 + 3 = \underline{\quad}$$



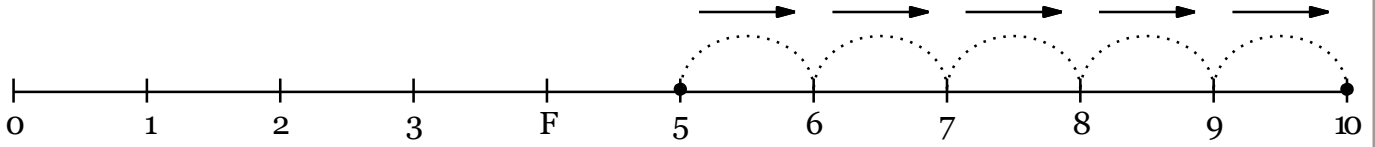
$$F + F = \underline{\quad}$$



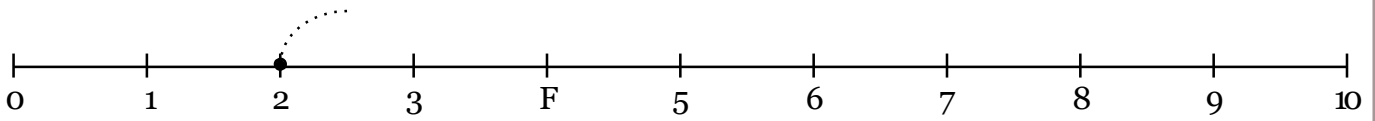
$$5 + F = \underline{\quad}$$

Name: _____

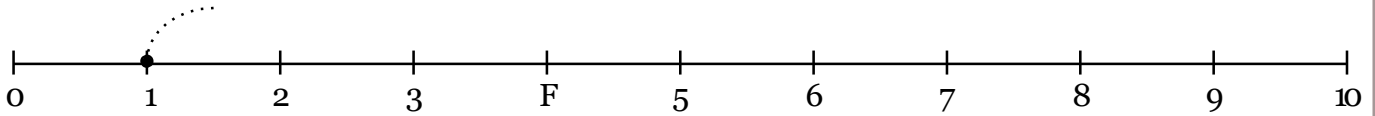
+3 +4 +5 edHelper



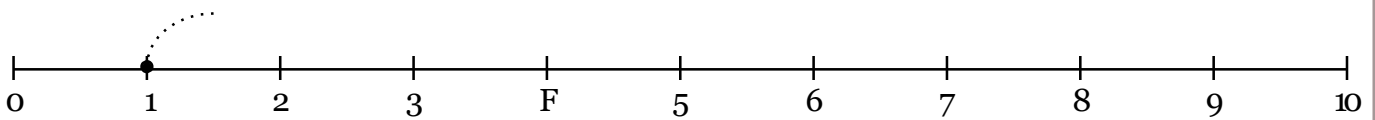
$$5 + 5 = \underline{\quad}$$



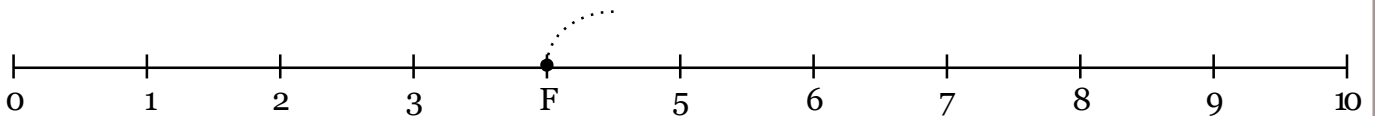
$$2 + 3 = \underline{\quad}$$



$$1 + 5 = \underline{\quad}$$



$$1 + F = \underline{\quad}$$



$$F + 3 = \underline{\quad}$$