# 3 WEEKS OF INSTRUCTION

| Week 1 Day 1 | Week 2 Day 1 |
|---|---|
| ☐ Comparing Money<br>☐ 2-Digit Subtraction<br>☐ Sequence and Write<br>☐ Reading Comprehension* | ☐ Place Value<br>☐ Making Change<br>☐ Journal Prompts<br>☐ Reading Comprehension* |
| **Week 1 Day 2** | **Week 2 Day 2** |
| ☐ Telling Time*<br>☐ 2-Digit Addition<br>☐ Journal Prompts (write about a time you felt **one** of the emotions)<br>☐ Reading Comprehension | ☐ Place Value<br>☐ Addition to 1,000*<br>☐ Sequence and Write<br>☐ Reading Comprehension |
| **Week 1 Day 3** | **Week 2 Day 3** |
| ☐ Arrays<br>☐ Addition to 100*<br>☐ Journal Prompts<br>☐ Reading Comprehension | ☐ Subtraction Within 100*<br>☐ Arrays<br>☐ Journal Prompts (write about what you do in **one** room in your house)<br>☐ Reading Comprehension |
| **Week 1 Day 4** | **Week 2 Day 4** |
| ☐ Telling Time<br>☐ Money<br>☐ Sequence and Write*<br>☐ Reading Comprehension | ☐ Subtraction to 1,000*<br>☐ Journal Prompts*<br>☐ Reading Comprehension |
| **Week 1 Day 5** | **Catch Up -Turn in ALL work by May 26th at 3pm** |
| ☐ Bar Graph<br>☐ Addition to 1,000*<br>☐ Journal Prompts<br>☐ Reading Comprehension | |

- Our last day of e-learning instruction will be May 21st. We will have NO e-learning instruction on May 22nd. We are also out for Memorial Day on May 25th.
- At the end of each week please turn in the items marked with an asterisk (*).
- At the end of Week 2, also turn in your completed checklist and reading log.
- ALL work is due no later than 3pm on May 26th.

Name: _____

# Reading Log

| Date | Book Title (s) | Minutes Read | Parent Initials |
|---|---|---|---|
| | | | |
| | | | |
| | | | |

Name: _____



# Comparing Money Values Set 3

Directions: Count the money in each set. Write the amount.
Color the piggy bank that shows the set with more money.



1 quarter
3 dimes
2 nickels
2 pennies

_____¢



2 quarters
1 dime
4 pennies

_____¢



2 quarters
2 dimes
2 nickels
2 pennies

_____¢



3 quarters
2 nickels
3 pennies

_____¢



2 quarters
1 dime
3 pennies

_____¢



1 quarter
4 dimes
1 nickel
3 pennies

_____¢



1 quarter
5 dimes
3 nickels
4 pennies

_____¢



2 quarters
2 dimes
1 nickel
3 pennies

_____¢



3 quarters
1 dime
2 pennies

_____¢



2 quarters
3 dimes
1 nickel
4 pennies

_____¢



1 quarter
3 dimes
4 nickels
1 penny

_____¢



1 quarter
2 dimes
6 nickels
3 pennies

_____¢



© Annie Moffatt @ The Moffatt Girls 2019

Name_____

**Subtraction**
NO regrouping

# Crack the Code Set 1

## 2-Digit Subtraction, NO Regrouping

What do you call cheese that belongs to someone else?

| | | | | | | | | | | | |
|---|---|---|---|---|---|---|---|---|---|---|---|
| ___ | ___ | ___ | ___ | ___ | | ___ | ___ | ___ | ___ | ___ | ___ |
| 42 | 43 | 11 | 34 | 10 | | 53 | 16 | 57 | 53 | 66 | 24 |

| | | | |
|---|---|---|---|
| (h) 89 − 73 | (c) 76 − 23 | (s) 88 − 22 | (e) 35 − 11 |
| (o) 25 − 15 | (a) 43 − 11 | (n) 54 − 12 | (h) 67 − 33 |
| (a) 78 − 35 | (c) 69 − 24 | (e) 99 − 42 | (o) 56 − 34 |
| (e) 87 − 34 | (c) 99 − 88 | (t) 87 − 56 |  |



© Annie Moffatt @ The Moffatt Girls 2018

Name: _____ Date: _____

# Sequence and Write a Story Set 21

Directions: Cut and paste the pictures in order. Write about your story. Use transitional words from the word bank.

| | |
|---|---|
| 1 | 2 |
| 3 | 4 |

| Sequencing Words |
|---|
| First |
| Next |
| Then |
| Also |
| After |
| Last |
| Finally |

©Annie Moffatt @ The Moffatt Girls 2017

☐Capital ☐Spacing ☐ Punctuation ☐Spelling ☐Neatness



# How to Make Lemonade



Name: _____ Date: _____

ELA Standards:
RL.2.6, RL.2.1, RL.2.2, RL.2.8



# Reading Comprehension Check #1

Directions: Read the passage. Answer the questions.

## Make Every Day Mother's Day

The second Sunday in May is Mother's Day. The holiday has been around for more than one hundred years. The point is to honor mothers. But why wait for one special day to do that?

Mothers should be honored for the wonderful things they do. They raise children and run the household. They often work jobs. They do these things all year-round. That's why you should honor your mother every day of the year.

Mother's Day is a good time to give cards and flowers. For the rest of the year, you can honor your mother in other ways. Listen to what she tells you to do. Help around the house. Get along with your siblings. Tell your mother you love her. Thank her for what she does. These will put a smile on her face every day of the year.

Mothers never get a day off from being a mother. So you should make every day Mother's Day.

1. Which words show that the author wants readers to do something?
   a. every day
   b. you should
   c. they do
   d. good time

2. When is Mother's Day?

3. Which paragraph explains how you can honor your mother every day? How can you tell?

4. Why does the author think readers should honor their mothers every day?



© Annie Moffatt @ The Moffatt Girls 2019

Name: _____

# Roll and Write the Time Set 3



Directions: Roll a die.
Write the time under each clock.

| | | | | | |
|---|---|---|---|---|---|
| ___ : ___ | ___ : ___ | ___ : ___ | ___ : ___ | ___ : ___ | ___ : ___ |
| ___ : ___ | ___ : ___ | ___ : ___ | ___ : ___ | ___ : ___ | ___ : ___ |
| ___ : ___ | ___ : ___ | ___ : ___ | ___ : ___ | ___ : ___ | ___ : ___ |
| ___ : ___ | ___ : ___ | ___ : ___ | ___ : ___ | ___ : ___ | ___ : ___ |
| | | | | | |



© Annie Moffatt @ The Moffatt Girls 2019

Name_____

**Addition**
With regrouping

# Crack the Code Set 1

## 2-Digit Addition with Regrouping

What do you get from a pampered cow?

| ___ | ___ | ___ | ___ | ___ | ___ | ___ | ___ | ___ | ___ | ___ |
|---|---|---|---|---|---|---|---|---|---|---|
| 86 | 58 | 95 | 81 | 93 | 36 | 62 | 100 | 71 | 48 | 90 |

| | | | |
|---|---|---|---|
| (l) 34 + 59 | (i) 22 + 29 | (m) 34 + 66 | (p) 19 + 39 |
| (t) 35 + 59 | (s) 58 + 28 | (i) 13 + 68 | (l) 29 + 19 |
| (o) 66 + 29 | (m) 29 + 43 | (e) 17 + 19 | (a) 39 + 45 |
| (i) 52 + 19 | (d) 23 + 39 | (k) 71 + 19 |  |



© Annie Moffatt @ The Moffatt Girls 2018

Name:_____ Date:_____

## Writing Check List:

- ☐ I stayed on topic.
- ☐ I used complete sentences.
- ☐ I used proper punctuation.
- ☐ My spelling is correct.
- ☐ I used descriptive language.
- ☐ I reread my writing to check for mistakes.



© Annie Moffatt @ The Moffatt Girls 2015



Name: _____ Date: _____

**ELA Standards:**
RL.2.5, RL.2.5, RL.2.4, RL.2.8



# Reading Comprehension Check #5

Directions: Read the passage. Answer the questions.

## Mind Your Manners

**Table of Contents**


| | |
|---|---|
| Introduction | p. 1 |
| Dress Code | p. 2 |
| RSVP | p. 3 |
| Presents | p. 4 |
| Conversation | p. 6 |
| Meal Time | p. 8 |


**Introduction**

Special events and parties can be lots of fun. They are even more fun when you know how to act. That way, you and your host will feel most comfortable. This book will help you make a great impression at special events.

**Dress Code**

A dress code is the way people should dress for an event. For special events, guests usually dress up. That means you shouldn't wear everyday play clothes. Girls might wear a dress with nice sandals. Boys might wear a shirt with a collar and even a tie.

Sometimes, the invitation will tell the dress code. If not, your parents can help you decide what to wear. If you don't know the dress code, it's okay to ask the host.

1. Where in the book can readers learn about manners at meal time?

   a. Page 10
   b. Page 6
   c. Pages 1-8
   d. Page 8

2. Why doesn't the Table of Contents show anything on page 5?

_____

_____

3. What words in the text mean the opposite of "dress up"? How can you tell?

_____

_____

4. According to the text, why should guests learn how to act at special events?

_____

_____

_____



© Annie Moffatt @ The Moffatt Girls 2019

Name: _____

Arrays

# Equal Groups

Directions: Draw equal groups for each equation.

4 x 3

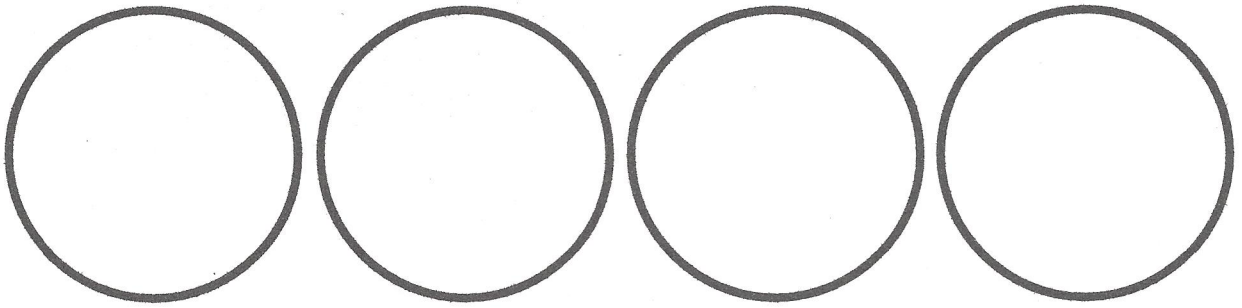

= _____
Total

6 x 5



= _____
Total

5 x 4



= _____
Total

3 x 6

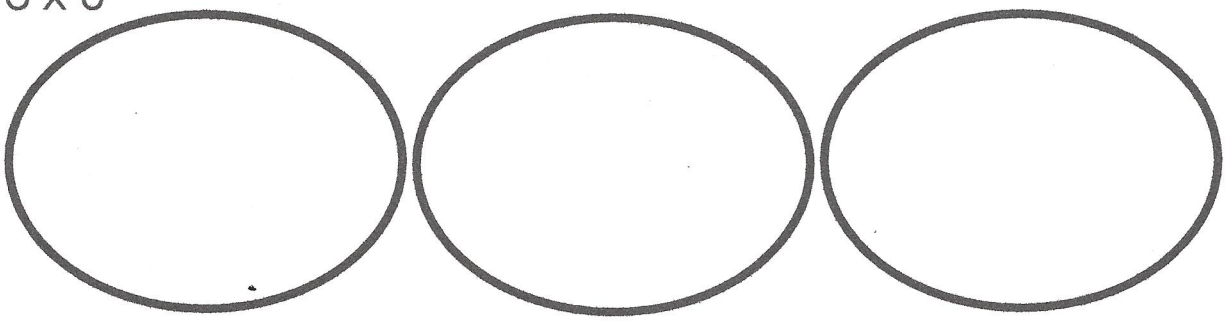

= _____
Total



© Annie Moffatt @ The Moffatt Girls 2019

Name_____



# Fluently Add within 100 (Regrouping) Set 1

Directions: Cut and paste the answers to match.

| | | | | |
|---|---|---|---|---|
| ① 28 + 43 = | ② 29 + 25 = | ③ 54 + 18 = | ④ 39 + 19 = | ⑤ 27 + 54 = |
| ⑥ 74 + 18 = | ⑦ 24 + 19 = | ⑧ 49 + 47 = | ⑨ 36 + 28 = | ⑩ 29 + 26 = |
| ⑪ 82 + 17 = | ⑫ 58 + 22 = | ⑬ 35 + 55 = | ⑭ 17 + 56 = | ⑮ 28 + 19 = |



© Annie Moffatt @ The Moffatt Girls 2018

| | | | | |
|---|---|---|---|---|
| 55 | 47 | 92 | 73 | 54 |
| 80 | 58 | 71 | 90 | 96 |
| 72 | 64 | 99 | 43 | 81 |

Name: _____ Date: _____

## Writing Check List:

- ☐ I stayed on topic.
- ☐ I used complete sentences.
- ☐ I used proper punctuation.
- ☐ My spelling is correct.
- ☐ I used descriptive language.
- ☐ I reread my writing to check for mistakes.

Week 1: Day 5

© Annie Moffatt @ The Moffatt Girls 2015



Name: _____ Date: _____

ELA Standards:
RL.2.5, RL.2.1, RL.2.1, RL.2.3




# Reading Comprehension Check #12

Directions: Read the passage. Answer the questions.

## President Nelson Mandela

South Africa was formed in 1910. Most of its people were black. But the leaders were all white. They passed laws to set up apartheid (uh-**par**-tite). Apartheid separated land for blacks and whites. Whites got more than 80% of the land.

Nelson Mandela was a black man from South Africa. He fought to end apartheid. In 1962, he was arrested. He stayed in jail until 1990. During that time, Mandela earned a law degree. He wrote the story of his life. The world watched and cheered when he was released from jail.

Mandela kept working for equal rights for blacks. In 1993, Mandela and the president won the Nobel Peace Prize. The next year, blacks voted for the first time. They chose Mandela as the first black president. For five years, he worked to improve the country.

1. Why does the text include the feature (uh-**par**-tite) ?

   a. It tells what a word means.
   b. It gives an example of an idea in the text.
   c. It is a synonym for a word in the text.
   d. It shows how to pronounce a word.

2. What happened to Nelson Mandela in 1962?



_____

_____

3. How can you tell that people supported Nelson Mandela and his work?

_____

_____

4. How did Nelson Mandela's fight against apartheid change over time?

_____

_____

_____



© Annie Moffatt @ The Moffatt Girls 2019

Name: _____

# Roll and Show the Time Set I



Directions: Roll a die.
Draw hands on the clock to show the correct time.

| | | | | | |
|---|---|---|---|---|---|
|  4:40 |  2:10 |  12:35 |  1:25 |  8:05 |  4:10 |
|  6:35 |  3:20 |  1:10 |  2:50 |  12:55 |  9:30 |
|  2:15 |  5:50 |  7:35 |  8:45 |  5:15 |  9:05 |
|  11:50 |  12:20 |  3:40 |  2:20 |  6:05 |  12:10 |
|  |  |  |  |  |  |



© Annie Moffatt @ The Moffatt Girls 2019

Name: _____

# Pay Two Different Ways Set 3



Directions: Show two different ways to pay for each item.




| How to Pay #1 | How to Pay #2 |
|---|---|
| ____ quarters<br>____ dimes<br>____ nickels<br>____ pennies | ____ quarters<br>____ dimes<br>____ nickels<br>____ pennies |




| How to Pay #1 | How to Pay #2 |
|---|---|
| ____ quarters<br>____ dimes<br>____ nickels<br>____ pennies | ____ quarters<br>____ dimes<br>____ nickels<br>____ pennies |




| How to Pay #1 | How to Pay #2 |
|---|---|
| ____ quarters<br>____ dimes<br>____ nickels<br>____ pennies | ____ quarters<br>____ dimes<br>____ nickels<br>____ pennies |




| How to Pay #1 | How to Pay #2 |
|---|---|
| ____ quarters<br>____ dimes<br>____ nickels<br>____ pennies | ____ quarters<br>____ dimes<br>____ nickels<br>____ pennies |




| How to Pay #1 | How to Pay #2 |
|---|---|
| ____ quarters<br>____ dimes<br>____ nickels<br>____ pennies | ____ quarters<br>____ dimes<br>____ nickels<br>____ pennies |




| How to Pay #1 | How to Pay #2 |
|---|---|
| ____ quarters<br>____ dimes<br>____ nickels<br>____ pennies | ____ quarters<br>____ dimes<br>____ nickels<br>____ pennies |



© Annie Moffatt @ The Moffatt Girls 2019

Name: _____ Date: _____

# Sequence and Write a Story Set 15

Directions: Cut and paste the pictures in order. Write about your story. Use transitional words from the word bank.

| | |
|---|---|
| 1 | 2 |
| 3 | 4 |

| Sequencing Words |
|---|
| First |
| Next |
| Then |
| Also |
| After |
| Last |
| Finally |

©Annie Moffatt @ The Moffatt Girls 2017

☐Capital ☐Spacing ☐ Punctuation ☐Spelling ☐Neatness



## How to Make Toast



Name: _____ Date: _____

ELA Standards:
RL.2.1, RL.2.8, RL.2.1, RL.2.2



# Reading Comprehension Check #II

Directions: Read the passage. Answer the questions.

## The World's Hottest Places

Most people love warm summer weather. But some places get too hot.

The hottest place in the world is Death Valley. It is in California. Death Valley once reached 134° F. Not too many people live there, though. It's too hot. The hottest places in the U.S. are mainly in California and Arizona. Phoenix, Arizona is the hottest city. Las Vegas, Nevada is second.

A desert in Libya once reached 136° F. Scientists don't count this record. The person who measured it didn't have enough experience. The measurement was taken over a road. The road surface made it seem hotter than it was.

Today, scientists use satellites to measure temperature. They can measure places where no one wants to go. A satellite found that a desert in Iran reached 159° F!

1. What is the hottest place in the U.S.?

   a. Death Valley
   b. Las Vegas
   c. Libya
   d. Arizona

2. Why wasn't 136° counted as the record?

_____

_____

3. Why do scientists use satellites to measure temperatures?

_____

_____

4. What is Paragraph 2 mainly about?

_____

_____

_____



© Annie Moffatt @ The Moffatt Girls 2019

Name: _____





# Bar Graph: Ice Cream



Directions: Use the tally chart to make a bar graph. Answer the questions.

| Ice Cream Flavor | Responses Recorded |
|---|---|
| chocolate | 𝍸 \|\| |
| vanilla | 𝍸 \|\|\|\| |
| strawberry | \|\|\|\| |
| mint | 𝍸 \|\|\|\| |

## Favorite Ice Cream Flavor

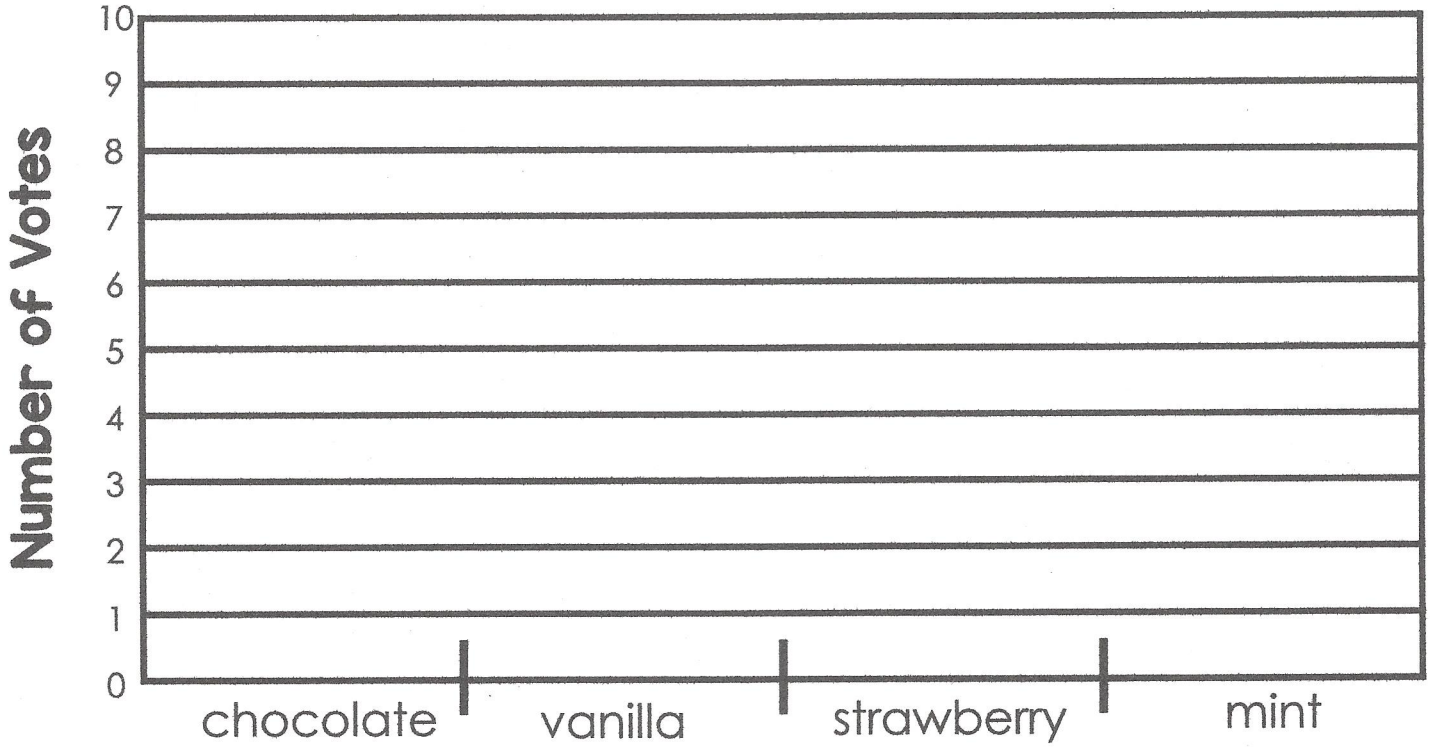


1. Which flavor had the least votes? _____
2. How many more people voted for vanilla than strawberry?

_____

3. How many people voted for mint and chocolate?

_____

4. How many people voted in all? _____



© Annie Moffatt @ The Moffatt Girls 2019

Name_____

# Addition to 1,000

## 3-Digit Plus 2-Digit without Regrouping

Directions: Solve the problems. Color the matching answer below.
Circle the number that was not used.

| | | | | |
|---|---|---|---|---|
| A 262 + 14 = ____ | B 333 + 33 = ____ | C 352 + 46 = ____ | D 428 + 71 = ____ | E 621 + 76 = ____ |
| F 644 + 54 = ____ | G 370 + 19 = ____ | H 342 + 46 = ____ | I 435 + 20 = ____ | J 732 + 14 = ____ |
| K 137 + 61 = ____ | L 162 + 12 = ____ | M 522 + 63 = ____ | N 324 + 22 = ____ | O 611 + 12 = ____ |
| P 435 + 21 = ____ | Q 166 + 33 = ____ | R 245 + 34 = ____ | S 511 + 65 = ____ | T 341 + 26 = ____ |



| | | | | | | |
|---|---|---|---|---|---|---|
| 398 | 697 | 346 | 455 | 698 | 199 | 388 |
| 198 | 576 | 485 | 276 | 367 | 585 | 746 |
| 366 | 456 | 389 | 623 | 174 | 499 | 279 |



© Annie Moffatt @ The Moffatt Girls 2018

Name: _____ Date: _____

## Writing Check List:

- ☐ I stayed on topic.
- ☐ I used complete sentences.
- ☐ I used proper punctuation.
- ☐ My spelling is correct.
- ☐ I used descriptive language.
- ☐ I reread my writing to check for mistakes.



© Annie Moffatt @ The Moffatt Girls 2015

| sink | towel | bar of soap | liquid soap | scrub |
| --- | --- | --- | --- | --- |
| 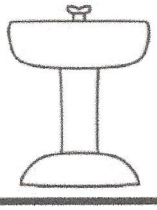 | 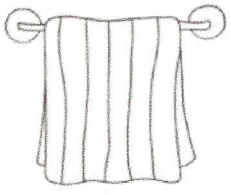 |   |   | 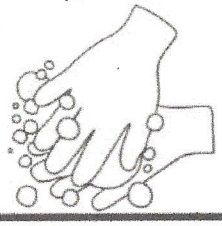 |

Name: _____ Date: _____

ELA Standards:
RL.2.4, RL.2.1, RL.2.2, RL.2.8



# Reading Comprehension Check #13

Directions: Read the passage. Answer the questions.

## Eat Your Fruits and Veggies

You've heard it before. *Eat your fruits and veggies.* They're good for you. But do you know why?

Fruits and veggies are full of good things. Vitamins and minerals help your body in many ways. Fiber helps your digestion. Try to eat many colors of fruits and veggies. That way, you'll get many vitamins and minerals.

Eating produce keeps diseases away. It protects your heart and other organs. It can help you keep a healthy weight. Fruits and veggies are even good for your teeth.

Experts say you should have at least five servings per day of fruits and veggies. French fries don't count! They're mainly starch and fatty oil. You can eat fruits and veggies that are fresh, frozen, canned, or juiced.

Summer is a great time to try new fruits and veggies. Look for a farmer's market in your town. Or just choose something new from the grocery store. Your body will thank you!

1. Which word in the text means the same as "fruits and veggies"?
   a. fiber
   b. vitamins
   c. servings
   d. produce

2. What are some of the good things in fruits and veggies?

3. Which paragraph is mainly about how fruits and veggies help your body?

4. How does the author help readers know how to eat more fruits and veggies?



© Annie Moffatt @ The Moffatt Girls 2019

Name: _____



# Picture Graph: Pieces of Candy Sold

Directions: Use the picture graph to answer the questions.

| | |
|---|---|
| **Monday** | 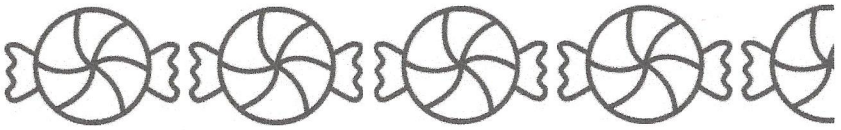 |
| **Tuesday** | 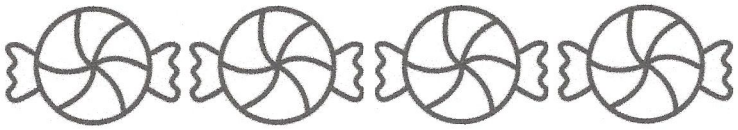 |
| **Friday** |  |

**key**  = 2 pieces of candy

1. How many pieces of candy does each  represent? _____

2. How many pieces of candy were sold on Monday? _____

3. How many pieces of candy were sold on Tuesday? _____

4. How many pieces of candy were sold on Monday and Friday? _____

5. How many more pieces of candy were sold on Friday than Tuesday?
_____

6. How many fewer pieces of candy were sold on Monday than Friday?
_____

7. How many pieces of candy were sold in all? _____

8. How many more pieces of candy need to be sold to reach a total of 30?
_____



© Annie Moffatt @ The Moffatt Girls 2019

Name: _____



# Let's Make $1.00 (Set I)



Directions: Write the number of coins you need to make a dollar for each set.

You have 26¢. What coins do you need to make $1.00?

| | |
|---|---|
| ☐ quarters | ☐ dimes |
| ☐ nickels | ☐ pennies |

You have 83¢. What coins do you need to make $1.00?

| | |
|---|---|
| ☐ quarters | ☐ dimes |
| ☐ nickels | ☐ pennies |

You have 12¢. What coins do you need to make $1.00?

| | |
|---|---|
| ☐ quarters | ☐ dimes |
| ☐ nickels | ☐ pennies |

You have 34¢. What coins do you need to make $1.00?

| | |
|---|---|
| ☐ quarters | ☐ dimes |
| ☐ nickels | ☐ pennies |

You have 29¢. What coins do you need to make $1.00?

| | |
|---|---|
| ☐ quarters | ☐ dimes |
| ☐ nickels | ☐ pennies |

You have 45¢. What coins do you need to make $1.00?

| | |
|---|---|
| ☐ quarters | ☐ dimes |
| ☐ nickels | ☐ pennies |



© Annie Moffatt @ The Moffatt Girls 2019

Name: _____ Date: _____

## Writing Check List:

- ☐ I stayed on topic.
- ☐ I used complete sentences.
- ☐ I used proper punctuation.
- ☐ My spelling is correct.
- ☐ I used descriptive language.
- ☐ I reread my writing to check for mistakes.

Week 3: Day 1

© Annie Moffatt @ The Moffatt Girls 2015

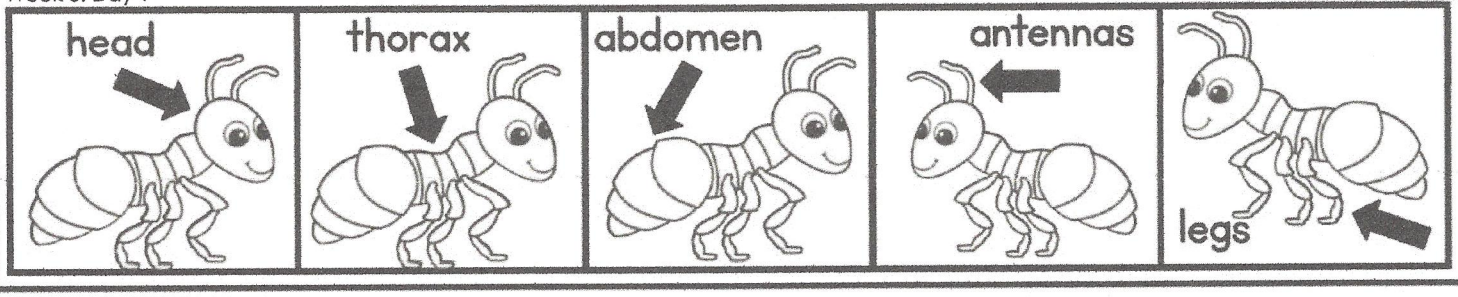

Name: _____ Date: _____

ELA Standards:
RL.2.4, RL.2.5, RL.2.6, RL.2.8

# Reading Comprehension Check #3

Directions: Read the passage. Answer the questions.

## Lightning Safety Week

"You're more likely to be hit by lightning." We use that saying to mean something is not likely to happen. But sadly, some people are hit by lightning each year. That's why the last week of June is Lightning Safety Week. Here are some tips for staying safe when lightning is near.

1. Stay inside. Experts say, "When thunder roars, go indoors." There's no safe place outside. If you hear thunder, you are close enough to lightning.

2. Be safe indoors. Lightning can travel through electric lines and plumbing. Don't touch electronics. Don't shower or wash dishes. Stay clear of doors and windows.

3. Get low. If you are caught outside, stay low. Avoid hilltops. Stay away from tall trees, water, and metal fences. These can attract or conduct electricity.

If you are near someone who gets hit by lightning get help right away. Call 9-1-1. If you follow these safety tips, that will hopefully never happen.

1. Which of these best fits the meaning of conduct as it is used in the text?

   a. someone's behavior
   b. an injury
   c. allow something to pass through it
   d. organize or manage an event

2. What does the author do to draw attention to the safety tips in the text?

_____

_____

3. Why do you think the author wrote this text?

_____

_____

4. Why should people stay away from tall trees and water when there's lightening?

_____

_____

_____



© Annie Moffatt @ The Moffatt Girls 2019

Name:_____

# Place Value: Expanded Form Set 1

Directions: Write the numbers in expanded form.



| | |
|---|---|
| 1. 156<br>_____ + _____ + _____ = _____ | 2. 409<br>_____ + _____ + _____ = _____ |
| 3. 785<br>_____ + _____ + _____ = _____ | 4. 321<br>_____ + _____ + _____ = _____ |
| 5. 542<br>_____ + _____ + _____ = _____ | 6. 873<br>_____ + _____ + _____ = _____ |
| 7. 954<br>_____ + _____ + _____ = _____ | 8. 288<br>_____ + _____ + _____ = _____ |
| 9. 637<br>_____ + _____ + _____ = _____ | 10. 169<br>_____ + _____ + _____ = _____ |



© Annie Moffatt @ The Moffatt Girls 2018

Name_____

Addition up to 1,000

# 3 Digit Addition with NO Regrouping Set I

Directions: Solve the problems.

| | | | |
|---|---|---|---|
| 145<br>+243 | 524<br>+132 | 613<br>+341 | 532<br>+444 |
| 282<br>+517 | 331<br>+243 | 522<br>+327 | 148<br>+731 |
| 362<br>+221 | 472<br>+315 | 222<br>+346 | 723<br>+155 |
| 829<br>+110 | 543<br>+325 | 258<br>+431 | 334<br>+223 |



© Annie Moffatt @ The Moffatt Girls 2018

Name: _____ Date: _____

# Sequence and Write a Story Set 17

Directions: Cut and paste the pictures in order. Write about your story. Use transitional words from the word bank.

| | |
|---|---|
| 1 | 2 |
| 3 | 4 |

| Sequencing Words |
|---|
| First |
| Next |
| Then |
| Also |
| After |
| Last |
| Finally |

©Annie Moffatt @ The Moffatt Girls 2017

☐Capital ☐Spacing ☐ Punctuation ☐Spelling ☐Neatness



# How to Build a Birdhouse



Name: _____ Date: _____

**ELA Standards:** RL.2.5, RL.2.8, RL.2.1, RL.2.2



# Reading Comprehension Check #9

Directions: Read the passage. Answer the questions.

## Tips for a Good Night's Sleep

"Doctor, I haven't slept for days!"
"Why not?"
"Because I sleep at night!"

Very funny, but getting a good night's sleep is no joke. Sleep is important for your brain and body to work well. Here are some ways to make sure you get a good night's sleep every night.

**1. Bedtime**
Go to bed at the same time every night. Your body will get used to this schedule.

**2. Electronics**
Avoid screen time right before bed. Do something calm, like reading or playing a board game, instead.

**3. Caffeine**
Don't have soda, tea, or even chocolate before bed. Caffeine can keep you awake.

**4. Exercise**
Be sure to get out and play during the day. This will help your body feel tired at bedtime.

1. How many tips does the author give for getting a good night's sleep?

a. 3
b. 4
c. 5
d. 6

2. Why is it important to go to bed at the same time every night?

_____

_____

3. How do you think the author feels about watching TV in bed? How can you tell?

_____

_____

4. According to the text, should someone play soccer right before bed? Why or why not?

_____

_____

_____



© Annie Moffatt @ The Moffatt Girls 2018

Name_____

# Subtraction within 100 Cut and Paste Set I

Without Regrouping

Directions: Solve. Cut and paste each set to the correct column.

| Even Answers | Odd Answers |
| --- | --- |
| | |



© Annie Moffatt @ The Moffatt Girls 2018

| | | | | | |
| --- | --- | --- | --- | --- | --- |
| 43<br>- 22 | 54<br>- 21 | 86<br>- 44 | 63<br>- 30 | 96<br>- 64 | 75<br>- 32 |
| 36<br>- 14 | 35<br>- 23 | 72<br>- 51 | 65<br>- 35 | 88<br>- 45 | 96<br>- 52 |

Name: _____

Multiplication

# Arrays: Repeated Addition

Directions: Draw an array for each repeated addition problem.

| | |
|---|---|
| **2 + 2 + 2** | **4 + 4** |
| **3 + 3 + 3 + 3** | **5 + 5 + 5** |
| **4 + 4 + 4 + 4** | **6 + 6** |



© Annie Moffatt @ The Moffatt Girls 2019

Name: _____ Date: _____

## Writing Check List:

- ☐ I stayed on topic.
- ☐ I used complete sentences.
- ☐ I used proper punctuation.
- ☐ My spelling is correct.
- ☐ I used descriptive language.
- ☐ I reread my writing to check for mistakes.

Week 3: Day 4

© Annie Moffatt @ The Moffatt Girls 2015

backyard



living room



bedroom



playroom



kitchen

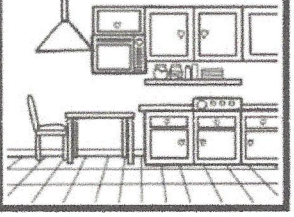

Name: _____ Date: _____

ELA Standards:
RL.2.6, RL.2.1, RL.2.3, RL.2.4



# Reading Comprehension Check #1

Directions: Read the passage. Answer the questions.

## How Pencils Are Made

You use one every day at school. It's a pencil! Have you ever wondered how this useful tool is made? Let's take a look.

1. Wood from trees is cut into blocks. The block is dried and then cut into slices. The slices get sent to a pencil factory.

2. A machine cuts grooves in the wood slices. Each groove holds the writing material. Regular pencils use a mixture called lead. Colored pencils use wax.

3. Another wood slice is glued over the top, like a sandwich.

4. The pencils are shaped and cut apart.

5. Machines add paint and erasers.

Now, the pencils are ready to be boxed and sent to stores. They end up in the hands of students like you!

1. What is the purpose of the text?

   a. to tell a funny story
   b. to get kids to buy more pencils
   c. to explain the steps in making a pencil

2. How are regular pencils and colored pencils different?

_____

_____

3. What happens after the pencils are shaped and cut apart?

_____

_____

4. In step 3, why does the author say it's "like a sandwich"?

_____

_____

_____



© Annie Moffatt @ The Moffatt Girls 2018

Name_____

# Subtraction to 1,000 With Regrouping

Directions: Solve the problem. Cut and paste the answer.

| | | | |
|---|---|---|---|
| 455 − 229 | 628 − 349 | 536 − 159 | 872 − 437 |
| 361 − 229 | 782 − 399 | 671 − 197 | 947 − 268 |

© Annie Moffatt @ The Moffatt Girls 2018



| | | | |
|---|---|---|---|
| 435 | 377 | 132 | 383 |
| 279 | 474 | 226 | 679 |



Name: _____ Date: _____

## Writing Check List:

- ☐ I stayed on topic.
- ☐ I used complete sentences.
- ☐ I used proper punctuation.
- ☐ My spelling is correct.
- ☐ I used descriptive language.
- ☐ I reread my writing to check for mistakes.



© Annie Moffatt @ The Moffatt Girls 2015

beach

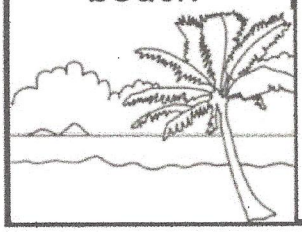

mountains



desert



forest



lake



Name: _____ Date: _____

**ELA Standards:**
RL.2.1, RL.2.3, RL.2.1, RL.2.1

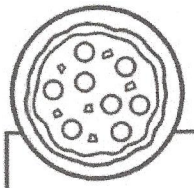

# Reading Comprehension Check #29

Directions: Read the passage. Answer the questions.

## The History of Pizza

Pizza was invented around 300 years ago. It was the perfect food for people living in Naples, Italy. Pizza was cheap and quick to make. It was quick and easy to eat on the go. Some people thought it was food for the poor.

That all changed in 1861. Queen Margherita came to visit Naples. She was tired of fancy food. She wanted to try food that regular people were eating. Pizzeria Brandi made a special pie for the queen. It had red tomatoes, white cheese, and green basil. The queen loved seeing the colors of Italy's flag. And she loved the pizza!

Italians brought pizza to the United States around 1905. That's when the first pizzeria opened in New York City. Now, people around the world love pizza.

1. Where was pizza invented?

a. New York City
b. the United States
c. England
d. Italy

2. Tell what happened at each time?

300 years ago _____

1861 _____

1905 _____

3. Why was pizza perfect for people in Naples?

_____

_____

4. What did Queen Margherita like about the colors of her pizza?

_____

_____

_____



© Annie Moffatt @ The Moffatt Girls 2018