

Oakdale Elementary

5th Grade

Attached in this packet are the lesson plans that should be followed each day. Daily lessons are expected to be completed by **7:00 pm**. **Thank you for respecting this expectation as we still need to carry on our academic days.** There are assessments that will need to be taken in Canvas or MasteryConnect. Our goal is to have intentional lessons so that your child is still learning. These packets WILL BE collected when your child returns for attendance purposes. They must be completed in order to ensure your child is counted present for our eLearning days.

Fifth-grade teachers' office hours will be from **9:00-11:00 am**. This will be the time that they will be available to provide help during our eLearning days.

You can contact them through:

Mrs. Brent- Please contact me through **REMIND** during these hours for any assistance that your child may need. If needed, my e-mail is **sbrent@rhmail.org**.

Mrs. Hazelett- Please contact me through **REMIND** during these hours for any assistance that your child may need. If needed, my e-mail address is **jhazelett@rhmail.org**.

Ms. Larson- Please contact me through **CLASS DOJO** during these hours for any assistance that your child may need. If needed, my e-mail is **blarson@rhmail.org**

Ms. Smith- Please contact me through **REMIND** during these hours for any assistance that your child may need. If needed, my e-mail address is **lesmith@rhmail.org**.

BrainPop username: clarkwebster

BrainPop password: clarkschool

HAPPY LEARNING!

5th-Grade Team

E-Learning Day Plans 4/1-4/3

EVERYTHING IS TO BE COMPLETED DAILY!

IXLs (all are under 5th grade) are required to have an 80 or above.

Student/Parent Friendly Standards for this week:

Social Studies:

5-5.3- I can explain the Civil Rights Movement.

5-5.4- I can explain how alliances with other countries affected the United States.

Math:

5.G.1a-d- I can identify and graph points in a coordinate system.

I can understand that coordinates can be represented by any point on the coordinate plane.

I can understand that the x-coordinate represents the horizontal distance from the origin.

I can understand that the y-coordinate represents that vertical distance from the origin.

Reading:

5-RL9.1- I can explain the meaning of idioms, adages and proverbs.

Writing:

5-W.3.1- I can write for different purposes, audiences, and topics.

5-W.4.1- I can use proper English when I write and speak.

5-W.5.1- I can capitalize correctly.

5-W.5.2- I can use correct standard English grammar.

5-W.6.1- I can write in the content areas over a period of time.

Wednesday, April 1

Social Studies-

- Complete your Civil Rights Notes in your Social Studies notebook- These are in your Social Studies Canvas Module "Civil Rights Notes"

Math-

- In your **math textbook**, complete **Unit 8, page 64**.
******DO NOT TEAR OUT THIS PAGE FROM YOUR BOOK. IF YOU HAVE MISPLACED YOUR BOOK, CONTACT YOUR TEACHER IMMEDIATELY FOR A PHOTO OF THE PAGE. THEN, COMPLETE IT ON NOTEBOOK PAPER.**

Reading-

- Watch **Similes and Metaphors** Brain Pop- <https://www.brainpop.com/english/writing/similesandmetaphors/> (This link can also be found in the e-Learning Brain Pop Videos module in your Reading course.
- **Take the quiz when you are done- screenshot your results and paste them onto a Microsoft Word document. This is where you will put all of your results from all BrainPops.**
***On Friday, you will upload this document into Canvas. The module is located in your Reading Course and it is called e-Learning Brain Pop Videos.**

Writing-

- Write about the following prompt in your writing or reading journal then type it up to submit to the canvas writing module under 'Field Trip'.
Prompt: If you could choose anywhere in the world to go on a field trip, where would you choose and why?

IXL-

- Math- Coordinate Plane- U New and U1

-Read 30 minutes-

Thursday, April 2

Social Studies-

- Complete your Civil Rights Notes in your Social Studies notebook- These are in your Social Studies Canvas Module "Civil Rights Notes"

Math-

- In your **math textbook**, complete **Unit 8, page 65**. **DO NOT TEAR OUT THIS PAGE FROM YOUR BOOK. IF YOU HAVE MISPLACED YOUR BOOK, CONTACT YOUR TEACHER IMMEDIATELY FOR A PHOTO OF THE PAGE. THEN, COMPLETE IT ON GRAPH PAPER.**

Reading-

- Watch **Idioms** Brain Pop- <https://www.brainpop.com/english/writing/idiomsandcliches/> (This link can also be found in the e-Learning Brain Pop Videos module in your Reading course.)
- **Take the quiz when you are done- screenshot your results** and paste them onto a Microsoft Word document. This is where you will put all of your results from all BrainPops.
***On Friday, you will upload this document into Canvas. The module is located in your Reading Course and it is called e-Learning Brain Pop Videos.**

Writing-

- Write about the following prompt in your writing or reading journal then type it up to submit to the canvas writing module under 'Lunch Swap'.
Prompt: Your friend's lunches from home always look better than yours. Write an essay convincing your buddy that you should start swapping meals every day. Be sure to highlight the benefits of the food you bring!

IXL-

- Math Coordinate Plane- U2

-Read 30 minutes-

Friday, April 3

Social Studies-

- Watch Civil Rights BrainPop- <https://www.brainpop.com/socialstudies/ushistory/civilrights/> (This link can also be found in the e-Learning Brain Pop Videos module in your Reading course.)
- **Take the quiz when you are done- screenshot your results** and paste them onto a Microsoft Word document. This is where you will put all of your results from all BrainPops.
***Today, you will upload this document into Canvas. The module is located in your Reading Course and it is called e-Learning Brain Pop Videos.**

Math-

- In your **math textbook**, complete **Unit 8, pages 13-14**. **DO NOT TEAR OUT THIS PAGE FROM YOUR BOOK. IF YOU HAVE MISPLACED YOUR BOOK, CONTACT YOUR TEACHER IMMEDIATELY FOR A PHOTO OF THE PAGE. THEN, COMPLETE IT ON NOTEBOOK PAPER.**

Reading-

- Watch Dialogue Brain Pop- <https://www.brainpop.com/english/writing/dialogue/> (This link can also be found in the e-Learning Brain Pop Videos module in your Reading course.)
- **Take the quiz when you are done- screenshot your results** and paste them onto a Microsoft Word document. This is where you will put all of your results from all BrainPops.
- **UPLOAD THIS DOCUMENT TODAY** (Reading Module "Brain Pops")- **YOU SHOULD HAVE YOUR RESULTS FROM 4 BRAIN POPS** (Similes & Metaphors, Idioms, Civil Rights, and Dialogue)

Writing-

- Write about the following prompt in your writing or reading journal then type it up to submit to the canvas writing module under 'Talking Animals'.

Prompt: You're walking through a pet store when you discover that you can talk to the animals. What happens next?

IXL-

- Math Coordinate Plane- U3

-Read 30 minutes-

E-Learning Day Plans 4/13-4/17

EVERYTHING IS TO BE COMPLETED DAILY!

IXLs (all are under 5th grade) are required to have an 80 or above.

Student/Parent Friendly Standards for this week:

Social Studies:

5-5.3- I can explain the Civil Rights Movement.

Math:

5.G.2- I can graph and interpret points in the first quadrant in a coordinate plane.

Reading:

5-RL9.1- I can explain the meaning of idioms, adages and proverbs.

Writing:

5-W.3.1- I can write for different purposes, audiences, and topics.

5-W.4.1- I can use proper English when I write and speak.

5-W.5.1- I can capitalize correctly.

5-W.5.2- I can use correct standard English grammar.

5-W.6.1- I can write in the content areas over a period of time.

Monday, April 13

Social Studies-

- Begin Research Project-Choose one of the local civil rights leaders in the Canvas module "Civil Rights Leaders Project."
- Conduct enough research to create **one** of the following to present your information:
***PowerPoint *Video *Essay *Rap *Wax person** to explain their life and have someone record you.
- **Be sure to upload your final project to Canvas by Friday, April 17.**

Math-

- Select ONE of the math quadrant games from the math module. Practice your skills. There is a game for each day this week. **You will be assessed this Friday.**

Reading-

- Read Civil Rights Article and complete the quiz- https://www.ducksters.com/history/civil_rights/ (Take a picture of your results and send them to your teacher through canvas, dojo, or remind)

Writing-

- **Civil Rights Journal-** You have an entire week to complete this writing. It will need to be uploaded in Canvas (Writing Assignments- Civil Rights Journal) by Friday 4/17, after it has been typed.

The writing is about if you were alive during the Civil Rights Movement- what would life be like for you? You are going to be an eyewitness, a primary source, and keep a journal. Each journal entry needs to be a paragraph (four to five sentences) each day this week. Your journal entries should be dated for the actual month and day, but a year that would be during the Civil Rights Movement (example- Monday, April 13, 1963). What does life look like, sound like, feel like for you? Be extremely detailed. The reader should be able to picture what you are experiencing during this time in our country's history. Your journal entries should be powerful and personal.

IXL-

- Math Coordinate Plane- U4

-Read 30 minutes-

Tuesday, April 14

Social Studies-

- Work on Research Project-Choose one of the local civil rights leaders in the Canvas module "Civil Rights Leaders Project."
- Conduct enough research to create **one** of the following to present your information:
***PowerPoint *Video *Essay *Rap *Wax person** to explain their life and have someone record you.
- Be sure to upload your final project by **Friday, April 17.**

Math-

- Select ONE of the math quadrant games from the math module. Practice your skills. There is a game for each day this week. You will be assessed this Friday.

Reading-

- Figurative Language Choice Board (e-Learning Reading Module)
- Choose **ONE** activity from the choice board. Upload your final copy to the submission box for 4/14 in the e-Learning Reading Module
- Use the Figurative Language notes in this module to help you.

Writing-

- Work on Civil Rights Daily Journal Writing

IXL- Math Coordinate Plane- U5

-Read 30 minutes-

Wednesday, April 15

Social Studies-

- Work on Research Project-Choose one of the local civil rights leaders in the Canvas module "Civil Rights Leaders Project."
- Conduct enough research to create **one** of the following to present your information:
***PowerPoint *Video *Essay *Rap *Wax person** to explain their life and have someone record you.
- Be sure to upload your final project by **Friday, April 17.**

Math-

- Select ONE of the math quadrant games from the math module. Practice your skills. There is a game for each day this week. You will be assessed this Friday.

Reading-

- Figurative Language Choice Board (Reading Module)
- Choose **ONE** activity from the choice board. Upload your final copy to the submission box for 4/15 in the e-Learning Reading Module
- Use the Figurative Language notes in this module to help you.

Writing-

- Work on Civil Rights Daily Journal Writing

IXL-

- Math Coordinate Plane- U6

-Read 30 minutes-

Thursday, April 16

Social Studies-

- Work on Research Project-Choose one of the local civil rights leaders in the Canvas module "Civil Rights Leaders Project."
- Conduct enough research to create **one** of the following to present your information:
*PowerPoint *Video *Essay *Rap *Wax person to explain their life and have someone record you.
- Be sure to upload your final project by **Friday, April 17.**

Math-

- Select ONE of the math quadrant games from the math module. Practice your skills. There is a game for each day this week. You will be assessed this Friday.

Reading-

- Figurative Language Choice Board (Reading Module)
- Choose **ONE** activity from the choice board. Upload your final copy to the submission box for 4/16 in the e-Learning Reading Module

Writing-

- Work on Civil Rights Daily Journal Writing

IXL-

- ELA-Idioms and Adages CC3

-Read 30 minutes-

Friday, April 17

Social Studies-

- **Finish** Research Project-
- **Be sure to upload your final project TODAY!!!!**

Math-

- **Coordinates test in MasteryConnect.**
***Check your Homeroom course in Canvas for your code.

Reading-

- Figurative Language Choice Board (Reading Module)

- Choose **ONE** activity from the choice board. Upload your final copy to the submission box for 4/17 in the e-Learning Reading Module

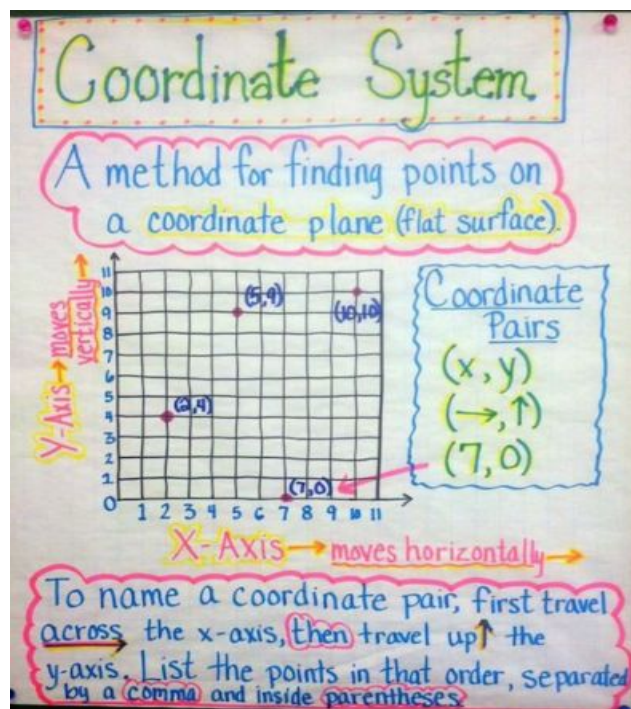
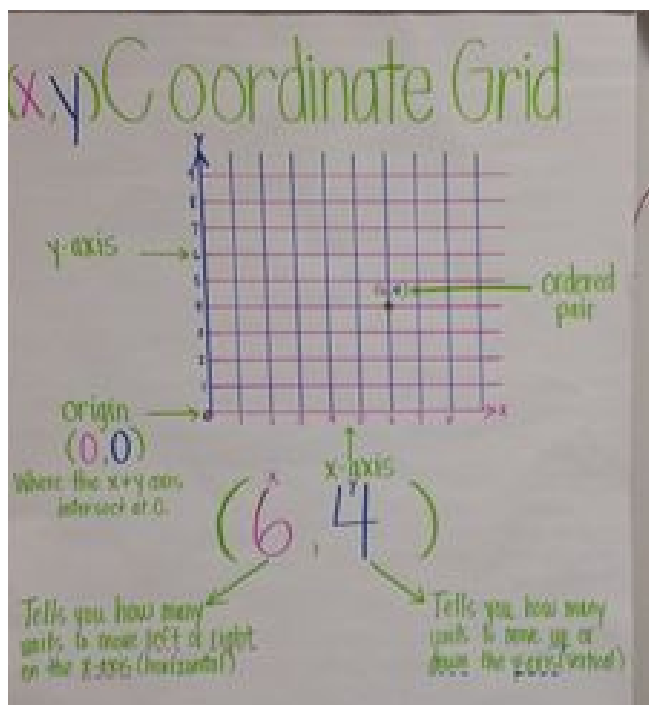
Writing-

- UPLOAD your typed Daily Journal Writing in Canvas.** Don't forget to date each entry with the actual month, day, and a year during the Civil Rights Movement.
- **** It is due **TODAY!**

IXL- ELA-Idioms and Adages CC4

-Read 30 minutes-

Instructional Resources



← Idioms →

an expression that doesn't literally mean what the words say.

"A piece of cake." (literally means something easy)

----- Adages -----







a statement that expresses some kind of truth about human nature or how people behave. "Practice makes perfect" and "Beauty is in the eye of the beholder"

→ Proverbs →

a saying that offers advice or instruction on how to live your life.

"Treat others how you want to be treated."
"Don't judge a book by its cover."

Comparing USING SIMILES and METAPHORS

USES	USES
like or as	is / was are / were
like 	She is a  fish.
as sweet as  PIE	They were  tornadoes at recess.
sparkle like  a	The snow was a  blanket.